

SASSO 100 round downlight

trim

048-2700217X 048-279631G 002-90767



Project / Type _____

Notes _____

Count / Date _____



General
Ceiling , Recessed
white , RAL 9016 ¹
Mounting set white aluminium
front IP44 , back IP20
1620 lm
fixture 106 lm/W ²

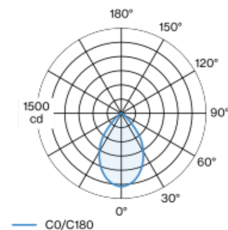
LED
3500 K
CRI ≥ 90
L80 / 50000 h
initial MacAdam ≤ 2 SDCM
R _g : 99 , R _f : 90 , R ₍₁₋₁₅₎ : 89
MR 0.7
MDER 0.64

Optical
super wide flood
beam angle 69°
PstLM ≤ 1.0 ³
SVM ≤ 0.4 ³

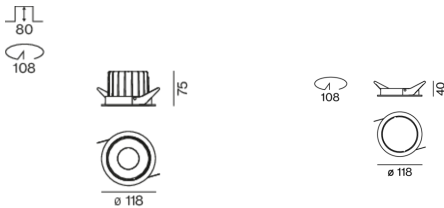
Round recessed spotlight in die-cast aluminium; 1 lamp; surface white; installation without tools in mounting set due to patented ball catch system; round installation housing; with trim white aluminium; suitable for ceiling thickness of 2-25 mm; passive cooling of the LEDs through improved heat sink geometry; with COB (Chip on Board) technology for maximum efficiency; no appearance of multiple shadows; light colour 3500 K; binning initial MacAdam ≤ 2 SDCM; CRI ≥ 90; min. 80% of luminous flux after 50000 operating hours; energy efficient LEDs with high CRI; incl. high quality lens system; precise radiation characteristic with 69° beam; degree of protection from below IP44 (from above IP20); PC2; 220-240 V; incl. DALI-2 converter; through wiring connection box, 3-pole or 5-pole, available as an accessory; accessories are listed separately; light source replaceable by an authorized professional; control gear replaceable by an authorized professional;

Electrical
DALI-2
220-240 V
system 17.9 W
fixture 15.2 W
36 Vf
450 mA
PC2
1 DALI Addr.

Light distribution



Product drawing




Physical
trim
diameter 118 mm
height 75 mm
0.49 kg

Cutout
diameter 108 mm
min. ceiling thickness 2 mm
max. ceiling thickness 25 mm
recessed depth 80 mm

¹ RAL code
² incl. consideration of optical losses & internal control unit losses
³ Value of containing product at full load (undimmed)

Installation instructions



Lighting calculator

