

SASSO 100 round adjustable

trimless exposed concrete

048-2720119M 048-2795210 002-90767



Project / Type

Notes

Count / Date



General

Ceiling , Recessed

tilt max 30°

rotation 360°

gold , RAL 260-M¹

Mounting set white aluminium

front IP40 , back IP20

1510 lm

fixture 99 lm/W²

LED

4000 K

CRI ≥ 90

L80 / 50000 h

initial MacAdam ≤ 2 SDCM

R_g: 98 , R_r: 90 , R_{t(1-15)}: 88

MR 0.8

MDER 0.72

Optical

medium

beam angle 32°

UGR ≤ 16 , ≥65° <3000 cd/m²

PstLM ≤ 1.0³

SVM ≤ 0.4³

Electrical

DALI-2

220-240 V

system 17.9 W

fixture 15.2 W

36 Vf

450 mA

PC2

1 DALI Addr.

Physical

trimless for exposed concrete ceiling

length 230 mm

width 230 mm

height 162 mm

2.63 kg

Cutout

recessed depth 100 mm

¹ RAL code

² incl. consideration of optical losses & internal control unit losses

³ Value of containing product at full load (undimmed)

Installation instructions

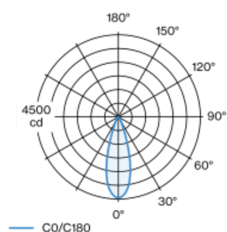


Lighting calculator

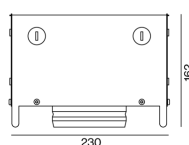
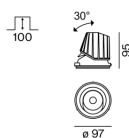


Round recessed spotlight in die-cast aluminium; 1 lamp; surface gold; 360° rotatable and 30° tiltable; installation without tools in mounting set due to patented ball catch system; concrete housings for exposed concrete ceilings; for trimless installation; passive cooling of the LEDs through improved heat sink geometry; with COB (Chip on Board) technology for maximum efficiency; no appearance of multiple shadows; light colour 4000 K; binning initial MacAdam ≤ 2 SDCM; CRI ≥ 90; min. 80% of luminous flux after 50000 operating hours; energy efficient LEDs with high CRI; incl. high quality lens system; precise radiation characteristic with 32° beam; UGR ≤ 16; VDU compatible workplace luminaire according to DIN EN 12464-1; luminance above 65° ≤ 3000 cd/m²; degree of protection from below IP40 (from above IP20); PC2; 220-240 V; incl. DALI-2 converter; through wiring connection box, 3-pole or 5-pole, available as an accessory; accessories are listed separately; light source replaceable by an authorized professional; control gear replaceable by an authorized professional;

Light distribution



Product drawing



SASSO 100 round adjustable

trimless exposed concrete

048-2720119M 048-2795210 002-90767



Project / Type

Notes

Count / Date

Maintenance Factors

| Operating Time [h] | 10 000 | 20 000 | 30 000 | 40 000 | 50 000 |
|--------------------|------------------------------|--------|-------------------|---------------------------------|--------|
| LLMF | 0.964 | 0.923 | 0.884 | 0.847 | 0.811 |
| LSF | 1 | 1 | 1 | 1 | 1 |
| MF | LMF × RSMF × LLMF × LSF | | RSMF ^a | Room Surface Maintenance Factor | |
| MF | Maintenance Factor | | LLMF | Lamp Lumens Maintenance Factor | |
| LMF ^a | Luminaire Maintenance Factor | | LSF | Lamp Survival Faktor | |

^a According to "CIE 97, Maintenance of indoor electric lighting systems", 2005, ISBN 3-900-734-34-8. The values must be determined by the planner.

Circuit Breaker Types

| Automatic Circuit Breaker Type | Number of Fixtures |
|--------------------------------|--------------------|
| B10 | 18 |
| B16 | 30 |
| C10 | 23 |
| C16 | 36 |

Components

EXPOSED CONCRETE MOUNTING HOUSING

| | | |
|-----------------|-------------|-------------------|
| COLOUR | L-W-H (MM) | ARTICLE NUMBER(S) |
| white aluminium | 230-230-162 | 048-2795210 |



POWER SUPPLY

| | |
|------------|-------------------|
| L-W-H (MM) | ARTICLE NUMBER(S) |
| 143-43-30 | 002-90767 |

Mounting accessories

PRIMED CONCRETE MOUNTING HOUSING

| | | |
|-----------------|-------------|-------------------|
| COLOUR | L-W-H (MM) | ARTICLE NUMBER(S) |
| white aluminium | 614-307-120 | 048-2695110 |



Optional electrical accessories

DIN RAIL POWER SUPPLY

| | | |
|-------|------------|-------------------|
| TYPE | L-W-H (MM) | ARTICLE NUMBER(S) |
| 160 W | 72-90-63 | 005-6520210 |



DIN RAIL LED DRIVER

| | | |
|--------------------------------|------------|-------------------|
| TYPE | L-W-H (MM) | ARTICLE NUMBER(S) |
| DALI-2 200-1050 mA 2 x 42W | 36-88-59 | 005-6121030 |



SASSO 100 round adjustable

trimless exposed concrete

048-2720119M 048-2795210 002-90767



Project / Type

Notes

Count / Date

Optional electrical accessories

POWER SUPPLY PREWIRED

| TYPE | ARTICLE NUMBER(S) |
|-----------------------------|-------------------|
| with junktion box DALI-2 | 002-90767A |
| with junktion box DALI-2 | 002-90789A |
| with junktion box DALI-2 | 002-90776A |
| with junktion box non DIM | 002-90766A |
| with junktion box non DIM | 002-90780A |
| with junktion box non DIM | 002-90774A |

Electrical accessories

THROUGH WIRING CONNECTION BOX

| TYPE | L·W·H (MM) | ARTICLE NUMBER(S) |
|--|------------|-------------------|
| non DIM cable ø 4 – 12 mm, Linect®-Ready | 105-58-30 | 005-2531110 |
| DALI cable ø 4 – 12 mm, Linect®-Ready | 105-58-30 | 005-2551110 |



Optical accessories

HONEYCOMB LOUVER

| COLOUR | Ø (MM) | ARTICLE NUMBER(S) |
|-----------|--------|-------------------|
| jet black | 50 | 007-1965598 |

