

# SASSO 100 square adjustable

trim 2 lamps

048-2730017M 048-2799318 002-90767



Project / Type

Notes

Count / Date



## General

Ceiling , Recessed

tilt max 30°

white , RAL 9016 <sup>1</sup>

Mounting set jet black

front IP40 , back IP20

3060 lm

fixture 101 lm/W<sup>2</sup>

## LED

3000 K

CRI ≥ 90

L80 / 50000 h

initial MacAdam ≤ 2 SDCM

R<sub>g</sub>: 99 , R<sub>r</sub>: 90 , R<sub>t(1-5)</sub>: 87

MR 0.6

MDER 0.54

## Optical

medium

beam angle 34°

UGR ≤ 19

PstLM ≤ 1.0 <sup>3</sup>

SVM ≤ 0.4 <sup>3</sup>

## Electrical

DALI-2

220-240 V

system 35 W

fixture 15.2 W

36 Vf

450 mA

fixture 30 W

PC2

1 DALI Addr.

## Physical

trim

length 218 mm

width 118 mm

height 95 mm

0.6 kg

## Cutout


length 210 mm

width 112 mm

min. ceiling thickness 2 mm

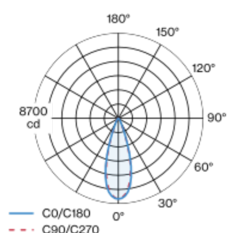
max. ceiling thickness 25 mm

recessed depth 100 mm

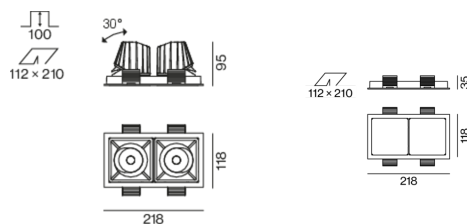


Recessed square spotlight in die-cast aluminium; 2 lamps; surface white; 30° tiltable; installation without tools in mounting set due to patented ball catch system; rectangular installation housing; with trim jet black; suitable for ceiling thickness of 2-25 mm; passive cooling of the LEDs through improved heat sink geometry; with COB (Chip on Board) technology for maximum efficiency; no appearance of multiple shadows; light colour 3000 K; binning initial MacAdam ≤ 2 SDCM; CRI ≥ 90; min. 80% of luminous flux after 50000 operating hours; energy efficient LEDs with high CRI; incl. high quality lens system; precise radiation characteristic with 34° beam; UGR ≤ 19; degree of protection from below IP40 (from above IP20); PC2; 220-240 V; incl. DALI-2 converter; through wiring connection box, 3-pole or 5-pole, available as an accessory; accessories are listed separately; light source replaceable by an authorized professional; control gear replaceable by an authorized professional;

## Light distribution



## Product drawing



# SASSO 100 square adjustable

trim 2 lamps

048-2730017M 048-2799318 002-90767



Project / Type

Notes

Count / Date

Installation instructions



Lighting calculator

