

SASSO 60 round adjustable trimless soft acoustic ceiling

048-2622017F 048-2696197 002-90742

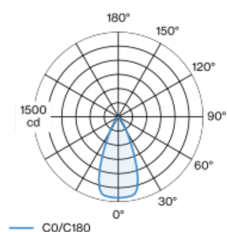


| | |
|----------------|--|
| Project / Type | |
| Notes | |
| Count / Date | |

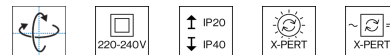
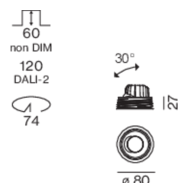


Round recessed spotlight in die-cast aluminium; 1 lamp; surface white; 360° rotatable and 30° tiltable; installation without tools in mounting set due to patented ball catch system; round installation housing; Signal white; for trimless installation in soft acoustic ceilings; suitable for ceiling thickness of 25-40 mm; passive cooling of the LEDs through improved heat sink geometry; with COB (Chip on Board) technology for maximum efficiency; no appearance of multiple shadows; light colour 3000 K; binning initial MacAdam ≤ 2 SDCM; CRI ≥ 90 ; min. 80% of luminous flux after 50000 operating hours; energy efficient LEDs with high CRI; incl. high quality lens system; precise radiation characteristic with 46° beam; UGR ≤ 19 ; VDU compatible workplace luminaire according to DIN EN 12464-1; luminance above 65° ≤ 1500 cd/m²; degree of protection from below IP40 (from above IP20); PC2 220-240V; incl. converter, non dimmable; light source replaceable by an authorized professional; control gear replaceable by an authorized professional;

Light distribution



Product drawing



General

| |
|------------------------------|
| Ceiling , Recessed |
| tilt max 30° |
| rotation 360° |
| white , RAL9016 ¹ |
| Signal white |
| front IP40 , back IP20 |
| 873 lm |

LED

| |
|---|
| 3000 K |
| CRI ≥ 90 |
| L80 / 50000 h |
| initial MacAdam ≤ 2 SDCM |
| R _g : 99 , R _r : 90 , R _{t(1-15)} : 87 |
| MR 0.6 |
| MDER 0.54 |

Optical

| |
|---|
| flood |
| beam angle 46° |
| UGR < 19 , $\geq 65^\circ < 1500$ cd/m ² |
| PstLM ≤ 1.0 ² |
| SVM ≤ 0.4 ² |

Electrical

| |
|-----------------------------|
| non DIM |
| system 10.2 W |
| inset 8.7 W |
| 36 Vf |
| 250 mA |
| PC2 220-240V |
| system 86 lm/W ³ |
| inset 100 lm/W ⁴ |

Physical

| |
|-------------------------------|
| trimless for acoustic ceiling |
| diameter 80 mm |
| height 48 mm |
| 0.22 kg |

Cutout

| |
|------------------------------|
| diameter 74 mm |
| min. ceiling thickness 25 mm |
| max. ceiling thickness 40 mm |
| recessed depth 60 mm |

¹ RAL code ² Value of containing product at full load (undimmed)
³ incl. optical losses and the efficiency of the operating device (converter)
⁴ incl. optical losses

SASSO 60 round
adjustable trimless soft
acoustic ceiling

048-2622017F 048-2696197 002-90742



Project / Type

Notes

Count / Date

Installation
instructions



Lighting
calculator



SASSO 60 round adjustable trimless soft acoustic ceiling

048-2622017F 048-2696197 002-90742



Project / Type

Notes

Count / Date

Maintenance Factors

| Operating Time [h] | 10 000 | 20 000 | 30 000 | 40 000 | 50 000 |
|--------------------|------------------------------|--------|-------------------|---------------------------------|--------|
| LLMF | 0.964 | 0.923 | 0.884 | 0.847 | 0.811 |
| LSF | 1 | 1 | 1 | 1 | 1 |
| MF | LMF × RSMF × LLMF × LSF | | RSMF ^a | Room Surface Maintenance Factor | |
| MF | Maintenance Factor | | LLMF | Lamp Lumens Maintenance Factor | |
| LMF ^a | Luminaire Maintenance Factor | | LSF | Lamp Survival Faktor | |

^a According to "CIE 97, Maintenance of indoor electric lighting systems", 2005, ISBN 3-900-734-34-8. The values must be determined by the planner.

Circuit Breaker Types

| Automatic Circuit Breaker Type | Number of Fixtures |
|--------------------------------|--------------------|
| B10 | 57 |
| B13 | 75 |
| B16 | 92 |
| B20 | 115 |
| C10 | 57 |
| C13 | 75 |
| C16 | 92 |
| C20 | 115 |

Components

MOUNTING SET trimless for soft acoustic ceilings

| | | |
|------------------------------------|--------|-------------------|
| COLOUR | Ø (MM) | ARTICLE NUMBER(S) |
| signal white for acoustic ceilings | 80 | 048-2696197 |



POWER SUPPLY

| | | |
|------|------------|-------------------|
| TYPE | L-W-H (MM) | ARTICLE NUMBER(S) |
| 10 W | 65-39-20 | 002-90742 |



Optional electrical accessories

DIN RAIL POWER SUPPLY

| | | |
|-------|------------|-------------------|
| TYPE | L-W-H (MM) | ARTICLE NUMBER(S) |
| 160 W | 72-90-63 | 005-6520210 |



DIN RAIL LED DRIVER

| | | |
|--------------------------------|------------|-------------------|
| TYPE | L-W-H (MM) | ARTICLE NUMBER(S) |
| DALI-2 200-1050 mA 2 x 42W | 36-88-59 | 005-6121030 |

