

# SASSO 100 round downlight

trim 2 lamps


048-2700014W 048-2798317 002-90766



Project / Type \_\_\_\_\_

Notes \_\_\_\_\_

Count / Date \_\_\_\_\_



220-240V

IP20  
IP44

X-PERT

X-PERT

## General

Ceiling , Recessed

matt silver

Mounting set traffic white

front IP44 , back IP20

3460 lm

## LED

3000 K

CRI  $\geq 90$

L80 / 50000 h

initial MacAdam  $\leq 2$  SDCM

R<sub>g</sub>: 99 , R<sub>r</sub>: 90 , R<sub>t(1-15)</sub>: 87

MR 0.6

MDER 0.54

## Optical

wide flood

beam angle 65°

$\geq 65^\circ < 1500 \text{ cd/m}^2$

PstLM  $\leq 1.0$ <sup>1</sup>

SVM  $\leq 0.4$ <sup>1</sup>

## Electrical

non DIM

system 35 W

inset 15.2 W

36 V<sub>f</sub>

450 mA

total insets 30 W

PC2 220-240V

system 99 lm/W<sup>2</sup>

inset 114 lm/W<sup>3</sup>

## Physical

trim

length 218 mm

width 118 mm

height 75 mm

0.58 kg

## Cutout

diameter 105 mm

length 205 mm

width 105 mm

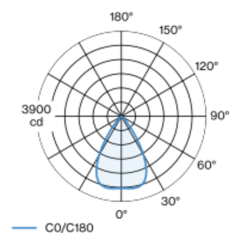
min. ceiling thickness 2 mm

max. ceiling thickness 25 mm

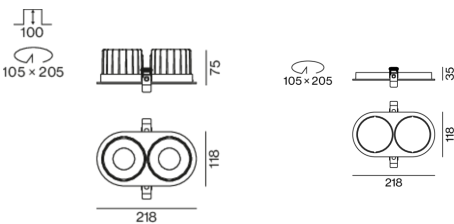
recessed depth 100 mm

Round recessed spotlight in die-cast aluminium; 2 lamps; surface matt silver; installation without tools in mounting set due to patented ball catch system; oval installation housing; with trim traffic white; suitable for ceiling thickness of 2-25 mm; passive cooling of the LEDs through improved heat sink geometry; with COB (Chip on Board) technology for maximum efficiency; no appearance of multiple shadows; light colour 3000 K; binning initial MacAdam  $\leq 2$  SDCM; CRI  $\geq 90$ ; min. 80% of luminous flux after 50000 operating hours; energy efficient LEDs with high CRI; incl. high quality lens system; precise radiation characteristic with 65° beam; degree of protection from below IP44 (from above IP20); PC2 220-240V; incl. converter, non dimmable; through wiring connection box, 3-pole or 5-pole, available as an accessory; accessories are listed separately; light source replaceable by an authorized professional; control gear replaceable by an authorized professional;

## Light distribution



## Product drawing



<sup>1</sup> Value of containing product at full load (undimmed)

<sup>2</sup> incl. optical losses and the efficiency of the operating device (converter)

<sup>3</sup> incl. optical losses



# SASSO 100 round downlight

trim 2 lamps

048-2700014W 048-2798317 002-90766



Project / Type

Notes

Count / Date

Installation  
instructions



Lighting  
calculator



# SASSO 100 round downlight

trim 2 lamps

048-2700014W 048-2798317 002-90766



Project / Type

Notes

Count / Date

## Maintenance Factors

Operating Time [h]	10 000	20 000	30 000	40 000	50 000
LLMF	0.964	0.923	0.884	0.847	0.811
LSF	1	1	1	1	1
MF	LMF × RSMF × LLMF × LSF		RSMF <sup>a</sup>	Room Surface Maintenance Factor	
MF	Maintenance Factor		LLMF	Lamp Lumens Maintenance Factor	
LMF <sup>a</sup>	Luminaire Maintenance Factor		LSF	Lamp Survival Faktor	

<sup>a</sup> According to "CIE 97, Maintenance of indoor electric lighting systems", 2005, ISBN 3-900-734-34-8. The values must be determined by the planner.

## Circuit Breaker Types

Automatic Circuit Breaker Type	Number of Fixtures
B10	22
B16	36
C10	37
C16	60

## Components

### MOUNTING SET with trim 2 lamps

TYPE	COLOUR	L-W-H (MM)	ARTICLE NUMBER(S)
for intermediate ceilings	traffic white	218-118-35	048-2798317



### CONVERTER

TYPE	ARTICLE NUMBER(S)
21 W	002-90766

## Electrical accessories

### THROUGH WIRING CONNECTION BOX

TYPE	L-W-H (MM)	ARTICLE NUMBER(S)
non DIM cable ø 4 – 12 mm	105-58-30	005-2531110
DALI cable ø 4 – 12 mm	105-58-30	005-2551110



## Optional electrical accessories

### DIN RAIL POWER SUPPLY

TYPE	L-W-H (MM)	ARTICLE NUMBER(S)
160 W	72-90-63	005-6520210



### DIN RAIL LED DRIVER

TYPE	L-W-H (MM)	ARTICLE NUMBER(S)
DALI-2   200-1050 mA   2 x 42W	36-88-59	005-6121030



## Optical accessories

### HONEYCOMB LOUVER

COLOUR	Ø (MM)	ARTICLE NUMBER(S)
jet black	50	007-1965598

