

SASSO 100 round downlight

trim 2 lamps


048-2700114F 048-279831G 002-90780



Project / Type

Notes

Count / Date



General

Ceiling , Recessed

matt silver

Mounting set white aluminium

front IP44 , back IP20

4840 lm

fixture 107 lm/W¹

LED

4000 K

CRI ≥ 90

L80 / 50000 h

initial MacAdam ≤ 2 SDCM

R_g: 98 , R_f: 90 , R_{t(1-15)}: 88

MR 0.8

MDER 0.72

Optical

flood

beam angle 44°

UGR ≤ 16 , ≥65° <3000 cd/m²

Electrical

non DIM

220-240 V

system 52 W

fixture 22.7 W

36 V_f

650 mA

fixture 45 W

PC2

Physical

trim

length 218 mm

width 118 mm

height 75 mm

0.56 kg

Cutout

diameter 105 mm

length 205 mm

width 105 mm

min. ceiling thickness 2 mm

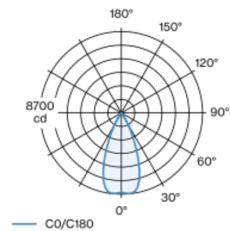
max. ceiling thickness 25 mm

recessed depth 100 mm

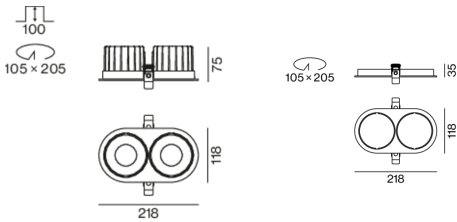
¹ incl. consideration of optical losses & internal control unit losses

Round recessed spotlight in die-cast aluminium; 2 lamps; surface matt silver; installation without tools in mounting set due to patented ball catch system; oval installation housing; with trim white aluminium; suitable for ceiling thickness of 2-25 mm; passive cooling of the LEDs through improved heat sink geometry; with COB (Chip on Board) technology for maximum efficiency; no appearance of multiple shadows; light colour 4000 K; binning initial MacAdam ≤ 2 SDCM; CRI ≥ 90; min. 80% of luminous flux after 50000 operating hours; energy efficient LEDs with high CRI; incl. high quality lens system; precise radiation characteristic with 44° beam; UGR ≤ 16; VDU compatible workplace luminaire according to DIN EN 12464-1; luminance above 65° ≤ 3000 cd/m²; degree of protection from below IP44 (from above IP20); PC2; 220-240 V; incl. converter, non dimmable; through wiring connection box, 3-pole or 5-pole, available as an accessory; accessories are listed separately; light source replaceable by an authorized professional; control gear replaceable by an authorized professional;

Light distribution



Product drawing



Installation instructions



Lighting calculator

