

SASSO 100 round downlight

trim 2 lamps

048-2700117X 048-2798318 002-90780



Project / Type

Notes

Count / Date



General

Ceiling , Recessed

white , RAL9016 ¹

Mounting set jet black

front IP44 , back IP20

4560 lm

LED

4000 K

CRI ≥ 90

L80 / 50000 h

initial MacAdam ≤ 2 SDCM

R_g: 98 , R_r: 90 , R_{t(1-15)}: 88

MR 0.8

MDER 0.72

Optical

super wide flood

beam angle 69°

Electrical

non DIM

system 52 W

inset 22.7 W

36 Vf

650 mA

total insets 45 W

PC2 220-240V

system 88 lm/W²

inset 100 lm/W³

Physical

trim

length 218 mm

width 118 mm

height 75 mm

0.46 kg

Cutout

diameter 105 mm

length 205 mm

width 105 mm

min. ceiling thickness 2 mm

max. ceiling thickness 25 mm

recessed depth 100 mm

¹ RAL code


² incl. optical losses and the efficiency of the operating device (converter)

³ incl. optical losses

Installation instructions

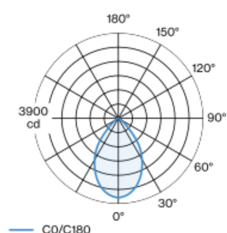


Lighting calculator

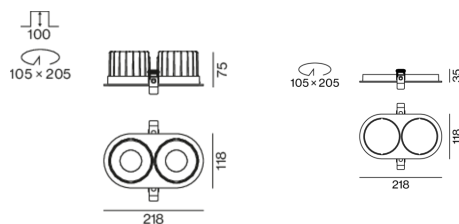


Round recessed spotlight in die-cast aluminium; 2 lamps; surface white; installation without tools in mounting set due to patented ball catch system; oval installation housing; with trim jet black; suitable for ceiling thickness of 2-25 mm; passive cooling of the LEDs through improved heat sink geometry; with COB (Chip on Board) technology for maximum efficiency; no appearance of multiple shadows; light colour 4000 K; binning initial MacAdam ≤ 2 SDCM; CRI ≥ 90; min. 80% of luminous flux after 50000 operating hours; energy efficient LEDs with high CRI; incl. high quality lens system; precise radiation characteristic with 69° beam; degree of protection from below IP44 (from above IP20); PC2 220-240V; incl. converter, non dimmable; through wiring connection box, 3-pole or 5-pole, available as an accessory; accessories are listed separately; light source replaceable by an authorized professional; control gear replaceable by an authorized professional;

Light distribution



Product drawing



[048-2700117X 048-2798318 002-90780] The technical data represent rated values for an ambient temperature of 25°C. The data values for the luminous flux are initially subject to a tolerance of +/- 10%, those for the electrical connected load are initially subject to a tolerance of +/- 10%, and those for the colour temperature are initially subject to a tolerance of +/- 150 K. No liability is assumed for typographical or printing errors. The general terms and conditions of XAL GmbH apply.

© XAL GmbH · Auer-Welsbach-Gasse 36 · 8055 Graz · Austria · www.xal.com

21.11.2024

1 / 1