

# SASSO 100 round downlight

trim 2 lamps


048-2700117X 048-279831G 002-90780



Project / Type

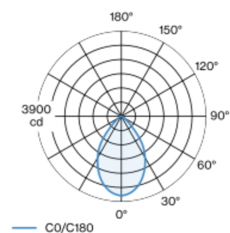
Notes

Count / Date

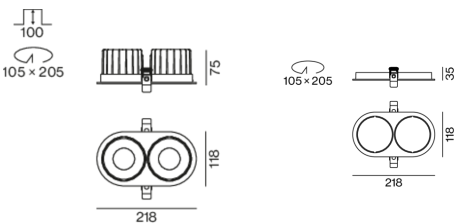


Round recessed spotlight in die-cast aluminium; 2 lamps; surface white; installation without tools in mounting set due to patented ball catch system; oval installation housing; with trim white aluminium; suitable for ceiling thickness of 2-25 mm; passive cooling of the LEDs through improved heat sink geometry; with COB (Chip on Board) technology for maximum efficiency; no appearance of multiple shadows; light colour 4000 K; binning initial MacAdam  $\leq 2$  SDCM; CRI  $\geq 90$ ; min. 80% of luminous flux after 50000 operating hours; energy efficient LEDs with high CRI; incl. high quality lens system; precise radiation characteristic with 69° beam; degree of protection from below IP44 (from above IP20); PC2 220-240V; incl. converter, non dimmable; through wiring connection box, 3-pole or 5-pole, available as an accessory; accessories are listed separately; light source replaceable by an authorized professional; control gear replaceable by an authorized professional;

## Light distribution



## Product drawing



## General

Ceiling , Recessed  
white , RAL9016 <sup>1</sup>  
Mounting set white aluminium  
front IP44 , back IP20  
4560 lm

## LED

4000 K  
CRI  $\geq 90$   
L80 / 50000 h  
initial MacAdam  $\leq 2$  SDCM  
R<sub>g</sub>: 98 , R<sub>r</sub>: 90 , R<sub>t(1-15)</sub>: 88  
MR 0.8  
MDER 0.72

## Optical

super wide flood  
beam angle 69°

## Electrical

non DIM  
system 52 W  
inset 22.7 W  
36 Vf  
650 mA  
total insets 45 W  
PC2 220-240V  
system 88 lm/W<sup>2</sup>  
inset 100 lm/W<sup>3</sup>

## Physical

trim  
length 218 mm  
width 118 mm  
height 75 mm  
0.58 kg

## Cutout

diameter 105 mm  
length 205 mm  
width 105 mm  
min. ceiling thickness 2 mm  
max. ceiling thickness 25 mm  
recessed depth 100 mm

<sup>1</sup> RAL code  
<sup>2</sup> incl. optical losses and the efficiency of the operating device (converter)  
<sup>3</sup> incl. optical losses

## Installation instructions



## Lighting calculator



# SASSO 100 round downlight

trim 2 lamps

048-2700117X 048-279831G 002-90780



Project / Type

Notes

Count / Date

## Maintenance Factors

| Operating Time [h] | 10 000                       | 20 000 | 30 000            | 40 000                          | 50 000 |
|--------------------|------------------------------|--------|-------------------|---------------------------------|--------|
| LLMF               | 0.964                        | 0.923  | 0.884             | 0.847                           | 0.811  |
| LSF                | 1                            | 1      | 1                 | 1                               | 1      |
| MF                 | LMF × RSMF × LLMF × LSF      |        | RSMF <sup>a</sup> | Room Surface Maintenance Factor |        |
| MF                 | Maintenance Factor           |        | LLMF              | Lamp Lumens Maintenance Factor  |        |
| LMF <sup>a</sup>   | Luminaire Maintenance Factor |        | LSF               | Lamp Survival Faktor            |        |

<sup>a</sup> According to "CIE 97, Maintenance of indoor electric lighting systems", 2005, ISBN 3-900-734-34-8. The values must be determined by the planner.

## Circuit Breaker Types

| Automatic Circuit Breaker Type | Number of Fixtures |
|--------------------------------|--------------------|
| B10                            | 33                 |
| B16                            | 53                 |
| B20                            | 67                 |
| B25                            | 83                 |
| C10                            | 40                 |
| C16                            | 64                 |
| C20                            | 80                 |
| C25                            | 100                |

## Components

### MOUNTING SET with trim 2 lamps

| TYPE                      | COLOUR          | L-W-H (MM) | ARTICLE NUMBER(S) |
|---------------------------|-----------------|------------|-------------------|
| for intermediate ceilings | white aluminium | 218-118-35 | 048-279831G       |



### CONVERTER

| TYPE | L-W-H (MM) | ARTICLE NUMBER(S) |
|------|------------|-------------------|
| 31 W | 143-43-30  | 002-90780         |



## Electrical accessories

### THROUGH WIRING CONNECTION BOX

| TYPE                      | L-W-H (MM) | ARTICLE NUMBER(S) |
|---------------------------|------------|-------------------|
| non DIM cable ø 4 – 12 mm | 105-58-30  | 005-2531110       |
| DALI cable ø 4 – 12 mm    | 105-58-30  | 005-2551110       |



## Optional electrical accessories

### DIN RAIL POWER SUPPLY

| TYPE  | L-W-H (MM) | ARTICLE NUMBER(S) |
|-------|------------|-------------------|
| 160 W | 72-90-63   | 005-6520210       |



### DIN RAIL LED DRIVER

| TYPE                           | L-W-H (MM) | ARTICLE NUMBER(S) |
|--------------------------------|------------|-------------------|
| DALI-2   200-1050 mA   2 x 42W | 36-88-59   | 005-6121030       |



## Optical accessories

### HONEYCOMB LOUVER

| COLOUR    | Ø (MM) | ARTICLE NUMBER(S) |
|-----------|--------|-------------------|
| jet black | 50     | 007-1965598       |

