

# SASSO 100 round downlight

trim 2 lamps

048-2700119W 048-2798317 002-90766



Project / Type

Notes

Count / Date



## General

Ceiling , Recessed

gold , RAL 260-M <sup>1</sup>

Mounting set traffic white

front IP44 , back IP20

3560 lm

fixture 117 lm/W<sup>2</sup>

## LED

4000 K

CRI ≥ 90

L80 / 50000 h

initial MacAdam ≤ 2 SDCM

R<sub>g</sub>: 98 , R<sub>f</sub>: 90 , R<sub>(1-15)</sub>: 88

MR 0.8

MDER 0.72

## Optical

wide flood

beam angle 66°

≥65° <1500 cd/m<sup>2</sup>

PstLM ≤ 1.0 <sup>3</sup>

SVM ≤ 0.4 <sup>3</sup>

## Electrical

non DIM

220-240 V

system 35 W

fixture 15.2 W

36 Vf

450 mA

fixture 30 W

PC2

## Physical

trim

length 218 mm

width 118 mm

height 75 mm

0.58 kg

## Cutout

diameter 105 mm


length 205 mm

width 105 mm

min. ceiling thickness 2 mm

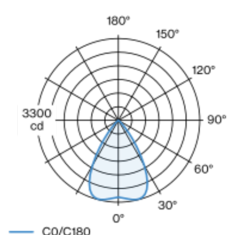
max. ceiling thickness 25 mm

recessed depth 100 mm

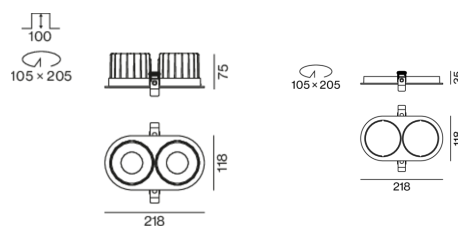


Round recessed spotlight in die-cast aluminium; 2 lamps; surface gold; installation without tools in mounting set due to patented ball catch system; oval installation housing; with trim traffic white; suitable for ceiling thickness of 2-25 mm; passive cooling of the LEDs through improved heat sink geometry; with COB (Chip on Board) technology for maximum efficiency; no appearance of multiple shadows; light colour 4000 K; binning initial MacAdam ≤ 2 SDCM; CRI ≥ 90; min. 80% of luminous flux after 50000 operating hours; energy efficient LEDs with high CRI; incl. high quality lens system; precise radiation characteristic with 66° beam; degree of protection from below IP44 (from above IP20); PC2; 220-240 V; incl. converter, non dimmable; through wiring connection box, 3-pole or 5-pole, available as an accessory; accessories are listed separately; light source replaceable by an authorized professional; control gear replaceable by an authorized professional;

## Light distribution



## Product drawing



# SASSO 100 round downlight

trim 2 lamps

048-2700119W 048-2798317 002-90766



Project / Type

Notes

Count / Date

Installation  
instructions



Lighting  
calculator

