

SASSO 100 round downlight

trimless exposed concrete

048-2700217X 048-2795210 002-90766



Project / Type

Notes

Count / Date



General

Ceiling , Recessed

rotation 360°

white , RAL 9016 ¹

Mounting set white aluminium

front IP44 , back IP20

1620 lm

fixture 106 lm/W²

LED

3500 K

CRI ≥ 90

L80 / 50000 h

initial MacAdam ≤ 2 SDCM

R_g: 99 , R_r: 90 , R_{t(1-5)}: 89

MR 0.7

MDER 0.64

Optical

super wide flood

beam angle 69°

PstLM ≤ 1.0 ³

SVM ≤ 0.4 ³

Electrical

non DIM

220-240 V

system 17.9 W

fixture 15.2 W

36 Vf

450 mA

PC2

Physical

trimless for exposed concrete ceiling

length 230 mm

width 230 mm

height 162 mm

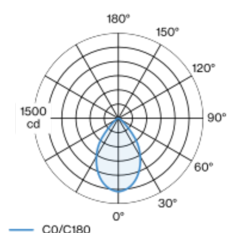
2.59 kg

Cutout

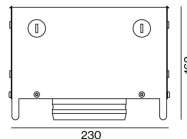
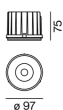
recessed depth 80 mm

Round recessed spotlight in die-cast aluminium; 1 lamp; surface white; installation without tools in mounting set due to patented ball catch system; concrete housings for exposed concrete ceilings; for trimless installation; passive cooling of the LEDs through improved heat sink geometry; with COB (Chip on Board) technology for maximum efficiency; no appearance of multiple shadows; light colour 3500 K; binning initial MacAdam ≤ 2 SDCM; CRI ≥ 90; min. 80% of luminous flux after 50000 operating hours; energy efficient LEDs with high CRI; incl. high quality lens system; precise radiation characteristic with 69° beam; degree of protection from below IP44 (from above IP20); PC2; 220-240 V; incl. converter; non dimmable; through wiring connection box, 3-pole or 5-pole, available as an accessory; accessories are listed separately; light source replaceable by an authorized professional; control gear replaceable by an authorized professional;

Light distribution



Product drawing



¹ RAL code

² incl. consideration of optical losses & internal control unit losses

³ Value of containing product at full load (undimmed)

Installation instructions



Lighting calculator



SASSO 100 round downlight

trimless exposed concrete

048-2700217X 048-2795210 002-90766



Project / Type _____

Notes _____

Count / Date _____

Maintenance Factors

Operating Time [h]	10 000	20 000	30 000	40 000	50 000
LLMF	0.964	0.923	0.884	0.847	0.811
LSF	1	1	1	1	1
MF	LMF × RSMF × LLMF × LSF		RSMF ^a	Room Surface Maintenance Factor	
MF	Maintenance Factor		LLMF	Lamp Lumens Maintenance Factor	
LMF ^a	Luminaire Maintenance Factor		LSF	Lamp Survival Faktor	

^a According to "CIE 97, Maintenance of indoor electric lighting systems", 2005, ISBN 3-900-734-34-8. The values must be determined by the planner.

Circuit Breaker Types

Automatic Circuit Breaker Type	Number of Fixtures
B10	22
B16	36
C10	37
C16	60

Components

EXPOSED CONCRETE MOUNTING HOUSING

COLOUR	L-W-H (MM)	ARTICLE NUMBER(S)
white aluminium	230-230-162	048-2795210



CONVERTER

TYPE	ARTICLE NUMBER(S)
21 W	002-90766

Mounting accessories

PRIMED CONCRETE MOUNTING HOUSING

COLOUR	L-W-H (MM)	ARTICLE NUMBER(S)
white aluminium	614-307-120	048-2695110



Optional electrical accessories

DIN RAIL POWER SUPPLY

TYPE	L-W-H (MM)	ARTICLE NUMBER(S)
160 W	72-90-63	005-6520210



DIN RAIL LED DRIVER

TYPE	L-W-H (MM)	ARTICLE NUMBER(S)
DALI-2 200-1050 mA 2 x 42W	36-88-59	005-6121030



SASSO 100 round downlight

trimless exposed concrete

048-2700217X 048-2795210 002-90766



Project / Type

Notes

Count / Date

Optional electrical accessories

POWER SUPPLY PREWIRED

TYPE	ARTICLE NUMBER(S)
with junktion box DALI-2	002-90767A
with junktion box DALI-2	002-90789A
with junktion box DALI-2	002-90776A
with junktion box non DIM	002-90766A
with junktion box non DIM	002-90780A
with junktion box non DIM	002-90774A

Electrical accessories

THROUGH WIRING CONNECTION BOX

TYPE	L-W-H (MM)	ARTICLE NUMBER(S)
non DIM cable ø 4 – 12 mm, Linect®-Ready	105-58-30	005-2531110
DALI cable ø 4 – 12 mm, Linect®-Ready	105-58-30	005-2551110



Optical accessories

HONEYCOMB LOUVER

COLOUR	Ø (MM)	ARTICLE NUMBER(S)
jet black	50	007-1965598

