

# SASSO 100 round adjustable

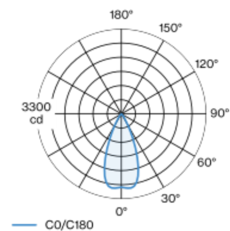
trimless exposed concrete

048-2720014F 048-2795210 002-90766

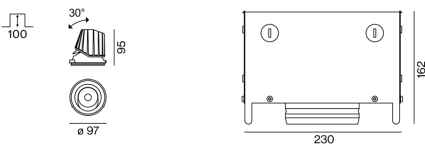


Round recessed spotlight in die-cast aluminium; 1 lamp; surface matt silver; 360° rotatable and 30° tiltable; installation without tools in mounting set due to patented ball catch system; concrete housings for exposed concrete ceilings; for trimless installation; passive cooling of the LEDs through improved heat sink geometry; with COB (Chip on Board) technology for maximum efficiency; no appearance of multiple shadows; light colour 3000 K; binning initial MacAdam  $\leq 2$  SDCM; CRI  $\geq 90$ ; min. 80% of luminous flux after 50000 operating hours; energy efficient LEDs with high CRI; incl. high quality lens system; precise radiation characteristic with 45° beam; UGR  $\leq 16$ ; VDU compatible workplace luminaire according to DIN EN 12464-1; luminance above 65°  $\leq 3000$  cd/m<sup>2</sup>; degree of protection from below IP40 (from above IP20); PC2 220-240V; incl. converter, non dimmable; through wiring connection box, 3-pole or 5-pole, available as an accessory; accessories are listed separately; light source replaceable by an authorized professional; control gear replaceable by an authorized professional;

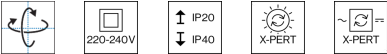
## Light distribution



## Product drawing



Project / Type	
Notes	
Count / Date	



## General

Ceiling , Recessed
tilt max 30°
rotation 360°
matt silver
Mounting set white aluminium
front IP40 , back IP20
1680 lm

## LED

3000 K
CRI $\geq 90$
L80 / 50000 h
initial MacAdam $\leq 2$ SDCM
R <sub>g</sub> : 99 , R <sub>r</sub> : 90 , R <sub>t(1-15)</sub> : 87
MR 0.6
MDER 0.54

## Optical

flood
beam angle 45°
UGR $< 16$ , $\geq 65^\circ < 3000$ cd/m <sup>2</sup>
PstLM $\leq 1.0$ <sup>1</sup>
SVM $\leq 0.4$ <sup>1</sup>

## Electrical

non DIM
system 17.9 W
inset 15.2 W
36 Vf
450 mA
PC2 220-240V
system 94 lm/W <sup>2</sup>
inset 110 lm/W <sup>3</sup>

## Physical

trimless for exposed concrete ceiling
length 230 mm
width 230 mm
height 162 mm
2.6 kg

## Cutout

recessed depth 100 mm
-----------------------

<sup>1</sup> Value of containing product at full load (undimmed)  
<sup>2</sup> incl. optical losses and the efficiency of the operating device (converter)  
<sup>3</sup> incl. optical losses

## Installation instructions



## Lighting calculator



# SASSO 100 round adjustable

trimless exposed concrete

048-2720014F 048-2795210 002-90766



Project / Type

Notes

Count / Date

## Maintenance Factors

Operating Time [h]	10 000	20 000	30 000	40 000	50 000
LLMF	0.964	0.923	0.884	0.847	0.811
LSF	1	1	1	1	1
MF	LMF × RSMF × LLMF × LSF		RSMF <sup>a</sup>	Room Surface Maintenance Factor	
MF	Maintenance Factor		LLMF	Lamp Lumens Maintenance Factor	
LMF <sup>a</sup>	Luminaire Maintenance Factor		LSF	Lamp Survival Faktor	

<sup>a</sup> According to "CIE 97, Maintenance of indoor electric lighting systems", 2005, ISBN 3-900-734-34-8. The values must be determined by the planner.

## Circuit Breaker Types

Automatic Circuit Breaker Type	Number of Fixtures
B10	22
B16	36
C10	37
C16	60

## Components

### EXPOSED CONCRETE MOUNTING HOUSING

COLOUR	L-W-H (MM)	ARTICLE NUMBER(S)
white aluminium	230-230-162	048-2795210



### CONVERTER

TYPE	ARTICLE NUMBER(S)
21 W	002-90766

## Mounting accessories

### PRIMED CONCRETE MOUNTING HOUSING

COLOUR	L-W-H (MM)	ARTICLE NUMBER(S)
white aluminium	614-307-120	048-2695110



## Electrical accessories

### THROUGH WIRING CONNECTION BOX

TYPE	L-W-H (MM)	ARTICLE NUMBER(S)
non DIM cable ø 4 – 12 mm	105-58-30	005-253110
DALI cable ø 4 – 12 mm	105-58-30	005-255110



## Optional electrical accessories

### DIN RAIL POWER SUPPLY

TYPE	L-W-H (MM)	ARTICLE NUMBER(S)
160 W	72-90-63	005-6520210



### DIN RAIL LED DRIVER

TYPE	L-W-H (MM)	ARTICLE NUMBER(S)
DALI-2   200-1050 mA   2 x 42W	36-88-59	005-6121030



# SASSO 100 round adjustable

trimless exposed concrete

048-2720014F 048-2795210 002-90766



Project / Type

Notes

Count / Date

## Optical accessories

### HONEYCOMB LOUVER

COLOUR	Ø (MM)	ARTICLE NUMBER(S)
jet black	50	007-1965598

