

SASSO 100 round adjustable trimless soft acoustic ceiling

048-2720017S 048-2796117 002-90780




Project / Type _____

Notes _____

Count / Date _____



General

Ceiling , Recessed _____

tilt max 30° _____

rotation 360° _____

white , RAL9016 ¹ _____

Signal white _____

front IP40 , back IP20 _____

2100 lm _____

LED

3000 K _____

CRI ≥ 90 _____

L80 / 50000 h _____

initial MacAdam ≤ 2 SDCM _____

R_g: 99 , R_r: 90 , R_{t(1-15)}: 87 _____

MR 0.6 _____

MDER 0.54 _____

Optical

spot _____

beam angle 19° _____

UGR < 19 _____

Electrical

non DIM _____

system 26.7 W _____

inset 22.7 W _____

36 V_f _____

650 mA _____

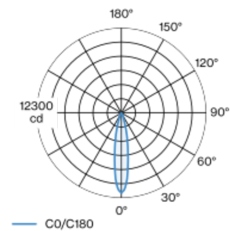
PC2 220-240V _____

system 79 lm/W² _____

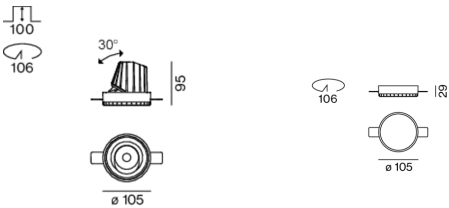
inset 92 lm/W³ _____

Round recessed spotlight in die-cast aluminium; 1 lamp; surface white; 360° rotatable and 30° tiltable; installation without tools in mounting set due to patented ball catch system; round installation housing; Traffic black; for trimless installation in soft acoustic ceilings; suitable for ceiling thickness of 25-40 mm; passive cooling of the LEDs through improved heat sink geometry; with COB (Chip on Board) technology for maximum efficiency; no appearance of multiple shadows; light colour 3000 K; binning initial MacAdam ≤ 2 SDCM; CRI ≥ 90; min. 80% of luminous flux after 50000 operating hours; energy efficient LEDs with high CRI; incl. high quality lens system; precise radiation characteristic with 19° beam; UGR ≤ 19; degree of protection from below IP40 (from above IP20); PC2 220-240V; incl. converter, non dimmable; through wiring connection box, 3-pole or 5-pole, available as an accessory; accessories are listed separately; light source replaceable by an authorized professional; control gear replaceable by an authorized professional;

Light distribution



Product drawing



Physical

trimless for acoustic ceiling _____

diameter 114 mm _____

height 95 mm _____

0.47 kg _____

Cutout

diameter 106 mm _____

min. ceiling thickness 25 mm _____

max. ceiling thickness 40 mm _____

recessed depth 100 mm _____

¹ RAL code
² incl. optical losses and the efficiency of the operating device (converter)
³ incl. optical losses

Installation instructions



Lighting calculator

