

SASSO 100 round adjustable

trim

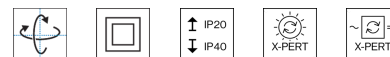
048-2720019W 048-2796318 002-90780



Project / Type

Notes

Count / Date



General

Ceiling , Recessed

tilt max 30°

rotation 360°

gold , RAL260-M ¹

Mounting set jet black

front IP40 , back IP20

2310 lm

LED

3000 K

CRI ≥ 90

L80 / 50000 h

initial MacAdam ≤ 2 SDCM

R_g: 99 , R_r: 90 , R_{t(1-15)}: 87

MR 0.6

MDER 0.54

Optical

wide flood

beam angle 60°

≥65° <3000 cd/m²

Round recessed spotlight in die-cast aluminium; 1 lamp; surface gold; 360° rotatable and 30° tiltable; installation without tools in mounting set due to patented ball catch system; round installation housing; with trim jet black; suitable for ceiling thickness of 2-25 mm; passive cooling of the LEDs through improved heat sink geometry; with COB (Chip on Board) technology for maximum efficiency; no appearance of multiple shadows; light colour 3000 K; binning initial MacAdam ≤ 2 SDCM; CRI ≥ 90; min. 80% of luminous flux after 50000 operating hours; energy efficient LEDs with high CRI; incl. high quality lens system; precise radiation characteristic with 60° beam; degree of protection from below IP40 (from above IP20); PC2; 220-240 V; incl. converter, non dimmable; through wiring connection box, 3-pole or 5-pole, available as an accessory; accessories are listed separately; light source replaceable by an authorized professional; control gear replaceable by an authorized professional;

Electrical

non DIM

220-240 V

system 26.7 W

inset 22.7 W

36 Vf

650 mA

PC2

system 87 lm/W²

inset 102 lm/W²

Physical

trim

diameter 118 mm

height 95 mm

0.45 kg

Cutout

diameter 108 mm

min. ceiling thickness 2 mm

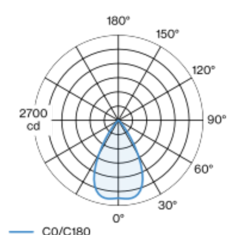
max. ceiling thickness 25 mm

recessed depth 100 mm

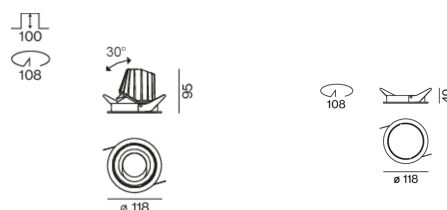
¹ RAL code

² incl. optical losses and the efficiency of the operating device (converter)

Light distribution



Product drawing



Installation instructions



Lighting calculator



[048-2720019W 048-2796318 002-90780] The technical data represent rated values for an ambient temperature of 25°C. The data values for the luminous flux are initially subject to a tolerance of +/- 10%, those for the electrical connected load are initially subject to a tolerance of +/- 10%, and those for the colour temperature are initially subject to a tolerance of +/- 150 K. No liability is assumed for typographical or printing errors. The general terms and conditions of XAL GmbH apply.

© XAL GmbH · Auer-Welsbach-Gasse 36 · 8055 Graz · Austria · www.xal.com

28.01.2025

SASSO 100 round adjustable

trim

048-2720019W 048-2796318 002-90780



Project / Type

Notes

Count / Date

Maintenance Factors

Operating Time [h]	10 000	20 000	30 000	40 000	50 000
LLMF	0.964	0.923	0.884	0.847	0.811
LSF	1	1	1	1	1
MF	LMF × RSMF × LLMF × LSF		RSMF ^a Room Surface Maintenance Factor		
MF	Maintenance Factor		LLMF Lamp Lumens Maintenance Factor		
LMF ^a	Luminaire Maintenance Factor		LSF Lamp Survival Faktor		

^a According to "CIE 97, Maintenance of indoor electric lighting systems", 2005, ISBN 3-900-734-34-8. The values must be determined by the planner.

Circuit Breaker Types

Automatic Circuit Breaker Type	Number of Fixtures
B10	33
B16	53
B20	67
B25	83
C10	40
C16	64
C20	80
C25	100

Components

MOUNTING SET with trim 1 lamp

TYPE for intermediate ceilings	COLOUR jet black	Ø (MM) 118	ARTICLE NUMBER(S) 048-2796318
-----------------------------------	---------------------	---------------	----------------------------------



CONVERTER

TYPE 31 W	L·W·H (MM) 143-43-30	ARTICLE NUMBER(S) 002-90780
--------------	-------------------------	--------------------------------



Mounting accessories

PRIMED CONCRETE MOUNTING HOUSING

COLOUR white aluminium	L·W·H (MM) 614-307-120	ARTICLE NUMBER(S) 048-2695110
---------------------------	---------------------------	----------------------------------



Electrical accessories

THROUGH WIRING CONNECTION BOX

TYPE non DIM cable ø 4 – 12 mm	L·W·H (MM) 105-58-30	ARTICLE NUMBER(S) 005-2531110
DALI cable ø 4 – 12 mm, Linect®-Ready	105-58-30	005-2551110



Optional electrical accessories

DIN RAIL POWER SUPPLY

TYPE 160 W	L·W·H (MM) 72-90-63	ARTICLE NUMBER(S) 005-6520210
---------------	------------------------	----------------------------------



DIN RAIL LED DRIVER

TYPE DALI-2 200-1050 mA 2 x 42W	L·W·H (MM) 36-88-59	ARTICLE NUMBER(S) 005-6121030
--	------------------------	----------------------------------



SASSO 100 round adjustable

trim

048-2720019W 048-2796318 002-90780



Project / Type

Notes

Count / Date

Optical accessories

HONEYCOMB LOUVER

COLOUR	Ø (MM)	ARTICLE NUMBER(S)
jet black	50	007-1965598

