

# SASSO 100 round adjustable

trimless exposed concrete

048-2720111F 048-2795210 002-90766



Project / Type \_\_\_\_\_

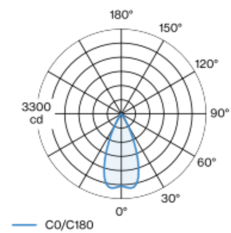
Notes \_\_\_\_\_

Count / Date \_\_\_\_\_

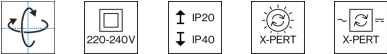
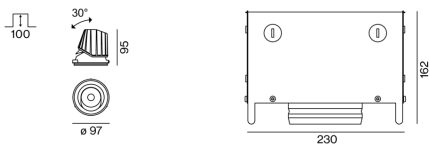


Round recessed spotlight in die-cast aluminium; 1 lamp; surface black; 360° rotatable and 30° tiltable; installation without tools in mounting set due to patented ball catch system; concrete housings for exposed concrete ceilings; for trimless installation; passive cooling of the LEDs through improved heat sink geometry; with COB (Chip on Board) technology for maximum efficiency; no appearance of multiple shadows; light colour 4000 K; binning initial MacAdam  $\leq 2$  SDCM; CRI  $\geq 90$ ; min. 80% of luminous flux after 50000 operating hours; energy efficient LEDs with high CRI; incl. high quality lens system; precise radiation characteristic with 45° beam; UGR  $\leq 16$ ; VDU compatible workplace luminaire according to DIN EN 12464-1; luminance above 65°  $\leq 1500$  cd/m<sup>2</sup>; degree of protection from below IP40 (from above IP20); PC2 220-240V; incl. converter, non dimmable; through wiring connection box, 3-pole or 5-pole, available as an accessory; accessories are listed separately; light source replaceable by an authorized professional; control gear replaceable by an authorized professional;

## Light distribution



## Product drawing



## General

Ceiling , Recessed \_\_\_\_\_

tilt max 30° \_\_\_\_\_

rotation 360° \_\_\_\_\_

black , RAL9005 <sup>1</sup> \_\_\_\_\_

Mounting set white aluminium \_\_\_\_\_

front IP40 , back IP20 \_\_\_\_\_

1680 lm \_\_\_\_\_

## LED

4000 K \_\_\_\_\_

CRI  $\geq 90$  \_\_\_\_\_

L80 / 50000 h \_\_\_\_\_

initial MacAdam  $\leq 2$  SDCM \_\_\_\_\_

R<sub>g</sub>: 98 , R<sub>r</sub>: 90 , R<sub>t(1-15)</sub>: 88 \_\_\_\_\_

MR 0.8 \_\_\_\_\_

MDER 0.72 \_\_\_\_\_

## Optical

flood \_\_\_\_\_

beam angle 45° \_\_\_\_\_

UGR  $< 16$  ,  $\geq 65^\circ < 1500$  cd/m<sup>2</sup> \_\_\_\_\_

PstLM  $\leq 1.0$  <sup>2</sup> \_\_\_\_\_

SVM  $\leq 0.4$  <sup>2</sup> \_\_\_\_\_

## Electrical

non DIM \_\_\_\_\_

system 17.9 W \_\_\_\_\_

inset 15.2 W \_\_\_\_\_

36 Vf \_\_\_\_\_

450 mA \_\_\_\_\_

PC2 220-240V \_\_\_\_\_

system 94 lm/W<sup>3</sup> \_\_\_\_\_

inset 111 lm/W<sup>4</sup> \_\_\_\_\_

## Physical

trimless for exposed concrete ceiling \_\_\_\_\_

length 230 mm \_\_\_\_\_

width 230 mm \_\_\_\_\_

height 162 mm \_\_\_\_\_

2.6 kg \_\_\_\_\_

## Cutout

recessed depth 100 mm \_\_\_\_\_

<sup>1</sup> RAL code <sup>2</sup> Value of containing product at full load (undimmed)  
<sup>3</sup> incl. optical losses and the efficiency of the operating device (converter)  
<sup>4</sup> incl. optical losses

## Installation instructions



## Lighting calculator

