

SASSO 100 round adjustable

trimless exposed concrete

048-2720111M 048-2795210 002-90766



Project / Type _____

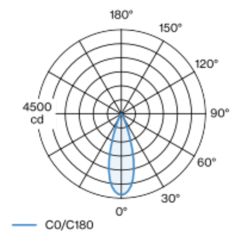
Notes _____

Count / Date _____

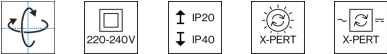
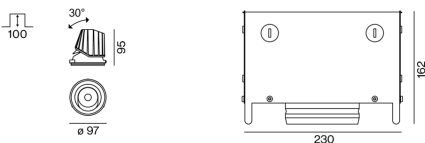


Round recessed spotlight in die-cast aluminium; 1 lamp; surface black; 360° rotatable and 30° tiltable; installation without tools in mounting set due to patented ball catch system; concrete housings for exposed concrete ceilings; for trimless installation; passive cooling of the LEDs through improved heat sink geometry; with COB (Chip on Board) technology for maximum efficiency; no appearance of multiple shadows; light colour 4000 K; binning initial MacAdam ≤ 2 SDCM; CRI ≥ 90 ; min. 80% of luminous flux after 50000 operating hours; energy efficient LEDs with high CRI; incl. high quality lens system; precise radiation characteristic with 33° beam; UGR ≤ 16 ; VDU compatible workplace luminaire according to DIN EN 12464-1; luminance above 65° ≤ 1500 cd/m²; degree of protection from below IP40 (from above IP20); PC2 220-240V; incl. converter, non dimmable; through wiring connection box, 3-pole or 5-pole, available as an accessory; accessories are listed separately; light source replaceable by an authorized professional; control gear replaceable by an authorized professional;

Light distribution



Product drawing



General

Ceiling , Recessed _____

tilt max 30° _____

rotation 360° _____

black , RAL9005 ¹ _____

Mounting set white aluminium _____

front IP40 , back IP20 _____

1490 lm _____

LED

4000 K _____

CRI ≥ 90 _____

L80 / 50000 h _____

initial MacAdam ≤ 2 SDCM _____

R_g: 98 , R_r: 90 , R_{t(1-15)}: 88 _____

MR 0.8 _____

MDER 0.72 _____

Optical

medium _____

beam angle 33° _____

UGR < 16 , $\geq 65^\circ < 1500$ cd/m² _____

PstLM ≤ 1.0 ² _____

SVM ≤ 0.4 ² _____

Electrical

non DIM _____

system 17.9 W _____

inset 15.2 W _____

36 Vf _____

450 mA _____

PC2 220-240V _____

system 83 lm/W³ _____

inset 98 lm/W⁴ _____

Physical

trimless for exposed concrete ceiling _____

length 230 mm _____

width 230 mm _____

height 162 mm _____

2.6 kg _____

Cutout

recessed depth 100 mm _____

¹ RAL code ² Value of containing product at full load (undimmed)
³ incl. optical losses and the efficiency of the operating device (converter)
⁴ incl. optical losses

Installation instructions



Lighting calculator

