

# SASSO 100 round adjustable

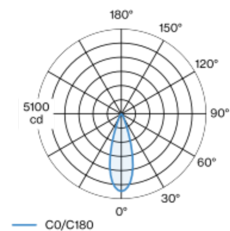
trimless exposed concrete

048-2720114M 048-2795210 002-90766

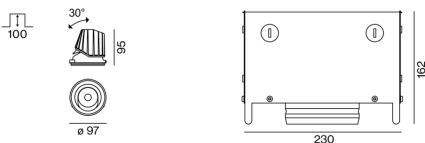


Round recessed spotlight in die-cast aluminium; 1 lamp; surface matt silver; 360° rotatable and 30° tiltable; installation without tools in mounting set due to patented ball catch system; concrete housings for exposed concrete ceilings; for trimless installation; passive cooling of the LEDs through improved heat sink geometry; with COB (Chip on Board) technology for maximum efficiency; no appearance of multiple shadows; light colour 4000 K; binning initial MacAdam  $\leq 2$  SDCM; CRI  $\geq 90$ ; min. 80% of luminous flux after 50000 operating hours; energy efficient LEDs with high CRI; incl. high quality lens system; precise radiation characteristic with 32° beam;  $UGR \leq 16$ ; VDU compatible workplace luminaire according to DIN EN 12464-1; luminance above 65°  $\leq 3000$  cd/m<sup>2</sup>; degree of protection from below IP40 (from above IP20); PC2 220-240V; incl. converter, non dimmable; through wiring connection box, 3-pole or 5-pole, available as an accessory; accessories are listed separately; light source replaceable by an authorized professional; control gear replaceable by an authorized professional;

## Light distribution



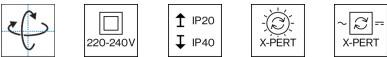
## Product drawing



Project / Type

Notes

Count / Date



## General

Ceiling , Recessed

tilt max 30°

rotation 360°

matt silver

Mounting set white aluminium

front IP40 , back IP20

1580 lm

## LED

4000 K

CRI  $\geq 90$

L80 / 50000 h

initial MacAdam  $\leq 2$  SDCM

R<sub>g</sub>: 98 , R<sub>r</sub>: 90 , R<sub>t(1-15)</sub>: 88

MR 0.8

MDER 0.72

## Optical

medium

beam angle 32°

UGR  $< 16$  ,  $\geq 65^\circ < 3000$  cd/m<sup>2</sup>

PstLM  $\leq 1.0$ <sup>1</sup>

SVM  $\leq 0.4$ <sup>1</sup>

## Electrical

non DIM

system 17.9 W

inset 15.2 W

36 Vf

450 mA

PC2 220-240V

system 88 lm/W<sup>2</sup>

inset 104 lm/W<sup>3</sup>

## Physical

trimless for exposed concrete ceiling

length 230 mm

width 230 mm

height 162 mm

2.6 kg

## Cutout

recessed depth 100 mm

<sup>1</sup> Value of containing product at full load (undimmed)

<sup>2</sup> incl. optical losses and the efficiency of the operating device (converter)

<sup>3</sup> incl. optical losses

## Installation instructions



## Lighting calculator

