

# SASSO 100 round adjustable trim soft acoustic ceiling

048-2720114W 048-2796318 002-90780



Project / Type \_\_\_\_\_

Notes \_\_\_\_\_

Count / Date \_\_\_\_\_



**General**

Ceiling , Recessed \_\_\_\_\_

tilt max 30° \_\_\_\_\_

rotation 360° \_\_\_\_\_

matt silver \_\_\_\_\_

Mounting set Traffic black \_\_\_\_\_

front IP40 , back IP20 \_\_\_\_\_

2520 lm \_\_\_\_\_

**LED**

4000 K \_\_\_\_\_

CRI ≥ 90 \_\_\_\_\_

L80 / 50000 h \_\_\_\_\_

initial MacAdam ≤ 2 SDCM \_\_\_\_\_

R<sub>g</sub>: 98 , R<sub>r</sub>: 90 , R<sub>t(1-15)</sub>: 88 \_\_\_\_\_

MR 0.8 \_\_\_\_\_

MDER 0.72 \_\_\_\_\_

**Optical**

wide flood \_\_\_\_\_

beam angle 60° \_\_\_\_\_

≥65° <3000 cd/m<sup>2</sup> \_\_\_\_\_

Round recessed spotlight in die-cast aluminium; 1 lamp; surface matt silver; 360° rotatable and 30° tiltable; installation without tools in mounting set due to patented ball catch system; round installation housing; with trim jet black; for installation in soft acoustic ceilings; suitable for ceiling thickness of 25-40 mm; passive cooling of the LEDs through improved heat sink geometry; with COB (Chip on Board) technology for maximum efficiency; no appearance of multiple shadows; light colour 4000 K; binning initial MacAdam ≤ 2 SDCM; CRI ≥ 90; min. 80% of luminous flux after 50000 operating hours; energy efficient LEDs with high CRI; incl. high quality lens system; precise radiation characteristic with 60° beam; degree of protection from below IP40 (from above IP20); PC2 220-240V; incl. converter, non dimmable; through wiring connection box, 3-pole or 5-pole, available as an accessory; accessories are listed separately; light source replaceable by an authorized professional; control gear replaceable by an authorized professional;

**Electrical**

non DIM \_\_\_\_\_

system 26.7 W \_\_\_\_\_

inset 22.7 W \_\_\_\_\_

36 Vf \_\_\_\_\_

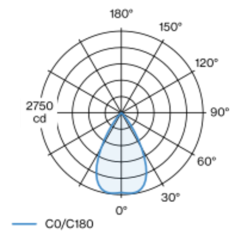
650 mA \_\_\_\_\_

PC2 220-240V \_\_\_\_\_

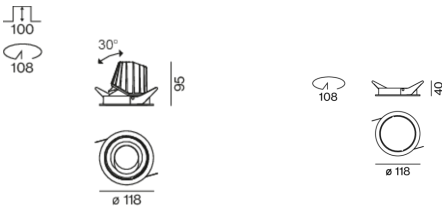
system 94 lm/W<sup>1</sup> \_\_\_\_\_

inset 111 lm/W<sup>2</sup> \_\_\_\_\_

## Light distribution



## Product drawing



**Physical**

with trim for acoustic ceiling \_\_\_\_\_

diameter 114 mm \_\_\_\_\_

height 95 mm \_\_\_\_\_

0.45 kg \_\_\_\_\_

**Cutout**

diameter 108 mm \_\_\_\_\_

min. ceiling thickness 25 mm \_\_\_\_\_


max. ceiling thickness 40 mm \_\_\_\_\_

recessed depth 100 mm \_\_\_\_\_


<sup>1</sup> incl. optical losses and the efficiency of the operating device (converter)

<sup>2</sup> incl. optical losses

### Installation instructions



### Lighting calculator





# SASSO 100 round adjustable trim soft acoustic ceiling

048-2720114W 048-2796318 002-90780



Project / Type

Notes

Count / Date

## Maintenance Factors

Operating Time [h]	10 000	20 000	30 000	40 000	50 000
LLMF	0.964	0.923	0.884	0.847	0.811
LSF	1	1	1	1	1
MF	LMF × RSMF × LLMF × LSF		RSMF <sup>a</sup>	Room Surface Maintenance Factor	
MF	Maintenance Factor		LLMF	Lamp Lumens Maintenance Factor	
LMF <sup>a</sup>	Luminaire Maintenance Factor		LSF	Lamp Survival Faktor	

<sup>a</sup> According to "CIE 97, Maintenance of indoor electric lighting systems", 2005, ISBN 3-900-734-34-8. The values must be determined by the planner.

## Circuit Breaker Types

Automatic Circuit Breaker Type	Number of Fixtures
B10	33
B16	53
B20	67
B25	83
C10	40
C16	64
C20	80
C25	100

## Components

### MOUNTING SET with trim 1 lamp

TYPE for intermediate ceilings	COLOUR jet black	Ø (MM) 118	ARTICLE NUMBER(S) 048-2796318
-----------------------------------	---------------------	---------------	----------------------------------



### CONVERTER

TYPE 31 W	L·W·H (MM) 143-43-30	ARTICLE NUMBER(S) 002-90780
--------------	-------------------------	--------------------------------



## Mounting accessories

### PRIMED CONCRETE MOUNTING HOUSING

COLOUR white aluminium	L·W·H (MM) 614-307-120	ARTICLE NUMBER(S) 048-2695110
---------------------------	---------------------------	----------------------------------



## Electrical accessories

### THROUGH WIRING CONNECTION BOX

TYPE non DIM cable ø 4 – 12 mm	L·W·H (MM) 105-58-30	ARTICLE NUMBER(S) 005-2531110
DALI cable ø 4 – 12 mm	105-58-30	005-2551110



## Optional electrical accessories

### DIN RAIL POWER SUPPLY

TYPE 160 W	L·W·H (MM) 72-90-63	ARTICLE NUMBER(S) 005-6520210
---------------	------------------------	----------------------------------



### DIN RAIL LED DRIVER

TYPE DALI-2   200-1050 mA   2 x 42W	L·W·H (MM) 36-88-59	ARTICLE NUMBER(S) 005-6121030
--	------------------------	----------------------------------



**SASSO 100** round  
adjustable trim soft acoustic  
ceiling

048-2720114W 048-2796318 002-90780



Project / Type

Notes

Count / Date

**Optical accessories**

**HONEYCOMB LOUVER**

COLOUR	Ø (MM)	ARTICLE NUMBER(S)
jet black	50	007-1965598

