

SASSO 100 round adjustable

trimless exposed concrete

048-2720119F 048-2795210 002-90766



Project / Type

Notes

Count / Date



General

Ceiling , Recessed

tilt max 30°

rotation 360°

gold , RAL 260-M¹

Mounting set white aluminium

front IP40 , back IP20

1690 lm

fixture 111 lm/W²

LED

4000 K

CRI ≥ 90

L80 / 50000 h

initial MacAdam ≤ 2 SDCM

R_g: 98 , R_r: 90 , R_{t(1-15)}: 88

MR 0.8

MDER 0.72

Optical

flood

beam angle 45°

UGR ≤ 16 , ≥65° <3000 cd/m²

PstLM ≤ 1.0³

SVM ≤ 0.4³

Electrical

non DIM

220-240 V

system 17.9 W

fixture 15.2 W

36 Vf

450 mA

PC2

Physical

trimless for exposed concrete ceiling

length 230 mm

width 230 mm

height 162 mm

2.6 kg

Cutout

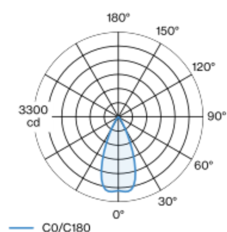
recessed depth 100 mm

¹ RAL code

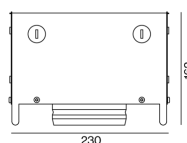
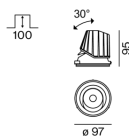
² incl. consideration of optical losses & internal control unit losses

³ Value of containing product at full load (undimmed)

Light distribution



Product drawing



[048-2720119F 048-2795210 002-90766] The technical data represent rated values for an ambient temperature of 25°C. The data values for the luminous flux are initially subject to a tolerance of +/- 10%, those for the electrical connected load are initially subject to a tolerance of +/- 10%, and those for the colour temperature are initially subject to a tolerance of +/- 150 K. No liability is assumed for typographical or printing errors. The general terms and conditions of XAL GmbH apply.

© XAL GmbH · Auer-Welsbach-Gasse 36 · 8055 Graz · Austria · www.xal.com

22.04.2025

1 / 3

Installation instructions



Lighting calculator



SASSO 100 round adjustable

trimless exposed concrete

048-2720119F 048-2795210 002-90766



Project / Type

Notes

Count / Date

Maintenance Factors

Operating Time [h]	10 000	20 000	30 000	40 000	50 000
LLMF	0.964	0.923	0.884	0.847	0.811
LSF	1	1	1	1	1
MF	LMF × RSMF × LLMF × LSF		RSMF ^a	Room Surface Maintenance Factor	
MF	Maintenance Factor		LLMF	Lamp Lumens Maintenance Factor	
LMF ^a	Luminaire Maintenance Factor		LSF	Lamp Survival Faktor	

^a According to "CIE 97, Maintenance of indoor electric lighting systems", 2005, ISBN 3-900-734-34-8. The values must be determined by the planner.

Circuit Breaker Types

Automatic Circuit Breaker Type	Number of Fixtures
B10	22
B16	36
C10	37
C16	60

Components

EXPOSED CONCRETE MOUNTING HOUSING

COLOUR	L-W-H (MM)	ARTICLE NUMBER(S)
white aluminium	230-230-162	048-2795210



CONVERTER

TYPE	ARTICLE NUMBER(S)
21 W	002-90766

Mounting accessories

PRIMED CONCRETE MOUNTING HOUSING

COLOUR	L-W-H (MM)	ARTICLE NUMBER(S)
white aluminium	614-307-120	048-2695110



Optional electrical accessories

DIN RAIL POWER SUPPLY

TYPE	L-W-H (MM)	ARTICLE NUMBER(S)
160 W	72-90-63	005-6520210



DIN RAIL LED DRIVER

TYPE	L-W-H (MM)	ARTICLE NUMBER(S)
DALI-2 200-1050 mA 2 x 42W	36-88-59	005-6121030



SASSO 100 round adjustable

trimless exposed concrete

048-2720119F 048-2795210 002-90766



Project / Type

Notes

Count / Date

Optional electrical accessories

POWER SUPPLY PREWIRED

TYPE	ARTICLE NUMBER(S)
with junktion box DALI-2	002-90767A
with junktion box DALI-2	002-90789A
with junktion box DALI-2	002-90776A
with junktion box non DIM	002-90766A
with junktion box non DIM	002-90780A
with junktion box non DIM	002-90774A

Electrical accessories

THROUGH WIRING CONNECTION BOX

TYPE	L-W-H (MM)	ARTICLE NUMBER(S)
non DIM cable ø 4 – 12 mm, Linect®-Ready	105-58-30	005-2531110
DALI cable ø 4 – 12 mm, Linect®-Ready	105-58-30	005-2551110



Optical accessories

HONEYCOMB LOUVER

COLOUR	Ø (MM)	ARTICLE NUMBER(S)
jet black	50	007-1965598

