

# SASSO 100 round adjustable

trimless exposed concrete

048-2720219F 048-2795210 002-90780



Project / Type

Notes

Count / Date



## General

Ceiling , Recessed

tilt max 30°

rotation 360°

gold , RAL260-M <sup>1</sup>

Mounting set white aluminium

front IP40 , back IP20

2270 lm

## LED

3500 K

CRI ≥ 90

L80 / 50000 h

initial MacAdam ≤ 2 SDCM

R<sub>g</sub>: 99 , R<sub>r</sub>: 90 , R<sub>t(1-5)</sub>: 89

MR 0.7

MDER 0.64

## Optical

flood

beam angle 45°

UGR < 16 , ≥65° <3000 cd/m<sup>2</sup>

## Electrical

non DIM

system 26.7 W

inset 22.7 W

36 Vf

650 mA

PC2 220-240V

system 85 lm/W<sup>2</sup>

inset 100 lm/W<sup>3</sup>

## Physical

trimless for exposed concrete ceiling

length 230 mm

width 230 mm

height 162 mm

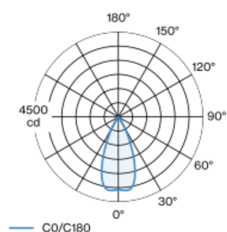
2.58 kg

## Cutout

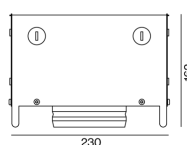
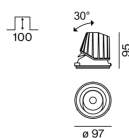
recessed depth 100 mm

Round recessed spotlight in die-cast aluminium; 1 lamp; surface gold; 360° rotatable and 30° tiltable; installation without tools in mounting set due to patented ball catch system; concrete housings for exposed concrete ceilings; for trimless installation; passive cooling of the LEDs through improved heat sink geometry; with COB (Chip on Board) technology for maximum efficiency; no appearance of multiple shadows; light colour 3500 K; binning initial MacAdam ≤ 2 SDCM; CRI ≥ 90; min. 80% of luminous flux after 50000 operating hours; energy efficient LEDs with high CRI; incl. high quality lens system; precise radiation characteristic with 45° beam; UGR ≤ 16; VDU compatible workplace luminaire according to DIN EN 12464-1; luminance above 65° ≤ 3000 cd/m<sup>2</sup>; degree of protection from below IP40 (from above IP20); PC2 220-240V; incl. converter, non dimmable; through wiring connection box, 3-pole or 5-pole, available as an accessory; accessories are listed separately; light source replaceable by an authorized professional; control gear replaceable by an authorized professional;

## Light distribution



## Product drawing



<sup>1</sup> RAL code

<sup>2</sup> incl. optical losses and the efficiency of the operating device (converter)

<sup>3</sup> incl. optical losses

## Installation instructions



## Lighting calculator



[048-2720219F 048-2795210 002-90780] The technical data represent rated values for an ambient temperature of 25°C. The data values for the luminous flux are initially subject to a tolerance of +/- 10%, those for the electrical connected load are initially subject to a tolerance of +/- 10%, and those for the colour temperature are initially subject to a tolerance of +/- 150 K. No liability is assumed for typographical or printing errors. The general terms and conditions of XAL GmbH apply.

© XAL GmbH · Auer-Welsbach-Gasse 36 · 8055 Graz · Austria · www.xal.com

23.11.2024

# SASSO 100 round adjustable

trimless exposed concrete

048-2720219F 048-2795210 002-90780



Project / Type

Notes

Count / Date

## Maintenance Factors

Operating Time [h]	10 000	20 000	30 000	40 000	50 000
LLMF	0.964	0.923	0.884	0.847	0.811
LSF	1	1	1	1	1
MF	LMF × RSMF × LLMF × LSF		RSMF <sup>a</sup>	Room Surface Maintenance Factor	
MF	Maintenance Factor		LLMF	Lamp Lumens Maintenance Factor	
LMF <sup>a</sup>	Luminaire Maintenance Factor		LSF	Lamp Survival Faktor	

<sup>a</sup> According to "CIE 97, Maintenance of indoor electric lighting systems", 2005, ISBN 3-900-734-34-8. The values must be determined by the planner.

## Circuit Breaker Types

Automatic Circuit Breaker Type	Number of Fixtures
B10	33
B16	53
B20	67
B25	83
C10	40
C16	64
C20	80
C25	100

## Components

### EXPOSED CONCRETE MOUNTING HOUSING

COLOUR	L-W-H (MM)	ARTICLE NUMBER(S)
white aluminium	230-230-162	048-2795210



### CONVERTER

TYPE	L-W-H (MM)	ARTICLE NUMBER(S)
31 W	143-43-30	002-90780



## Mounting accessories

### PRIMED CONCRETE MOUNTING HOUSING

COLOUR	L-W-H (MM)	ARTICLE NUMBER(S)
white aluminium	614-307-120	048-2695110



## Electrical accessories

### THROUGH WIRING CONNECTION BOX

TYPE	L-W-H (MM)	ARTICLE NUMBER(S)
non DIM cable ø 4 – 12 mm	105-58-30	005-2531110
DALI cable ø 4 – 12 mm	105-58-30	005-2551110



## Optional electrical accessories

### DIN RAIL POWER SUPPLY

TYPE	L-W-H (MM)	ARTICLE NUMBER(S)
160 W	72-90-63	005-6520210



### DIN RAIL LED DRIVER

TYPE	L-W-H (MM)	ARTICLE NUMBER(S)
DALI-2   200-1050 mA   2 x 42W	36-88-59	005-6121030



# SASSO 100 round adjustable

trimless exposed concrete

048-2720219F 048-2795210 002-90780



Project / Type

Notes

Count / Date

## Optical accessories

### HONEYCOMB LOUVER

COLOUR	Ø (MM)	ARTICLE NUMBER(S)
jet black	50	007-1965598

