

SASSO 100 round adjustable trimless soft acoustic ceiling

048-2720914F 048-2796117 002-90780




Project / Type _____

Notes _____

Count / Date _____



General

Ceiling , Recessed _____

tilt max 30° _____

rotation 360° _____

matt silver _____

Mounting set Traffic black _____

front IP40 , back IP20 _____

2230 lm _____

LED

2700 K _____

CRI ≥ 90 _____

L80 / 50000 h _____

initial MacAdam ≤ 2 SDCM _____

R_g: 97 , R_r: 91 , R₍₁₋₁₅₎: 87 _____

MR 0.52 _____

MDER 0.47 _____

Optical

flood _____

beam angle 45° _____

UGR < 16 , ≥65° <3000 cd/m² _____

Round recessed spotlight in die-cast aluminium; 1 lamp; surface matt silver; 360° rotatable and 30° tiltable; installation without tools in mounting set due to patented ball catch system; round installation housing; traffic white; for trimless installation in soft acoustic ceilings; suitable for ceiling thickness of 25-40 mm; passive cooling of the LEDs through improved heat sink geometry; with COB (Chip on Board) technology for maximum efficiency; no appearance of multiple shadows; light colour 2700 K; binning initial MacAdam ≤ 2 SDCM; CRI ≥ 90; min. 80% of luminous flux after 50000 operating hours; energy efficient LEDs with high CRI; incl. high quality lens system; precise radiation characteristic with 45° beam; UGR ≤ 16; VDU compatible workplace luminaire according to DIN EN 12464-1; luminance above 65° ≤ 3000 cd/m²; degree of protection from below IP40 (from above IP20); PC2 220-240V; incl. converter, non dimmable; through wiring connection box, 3-pole or 5-pole, available as an accessory; accessories are listed separately; light source replaceable by an authorized professional; control gear replaceable by an authorized professional;

Electrical

non DIM _____

system 26.7 W _____

inset 22.7 W _____

36 V _____

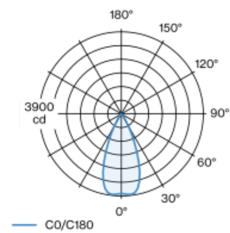
650 mA _____

PC2 220-240V _____

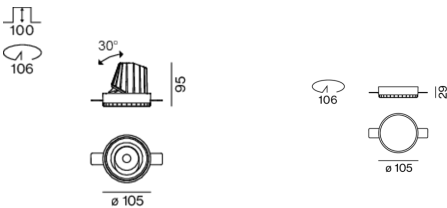
system 84 lm/W¹ _____

inset 98 lm/W² _____

Light distribution



Product drawing



Physical

trimless for acoustic ceiling _____

diameter 114 mm _____

height 95 mm _____

0.47 kg _____

Cutout

diameter 106 mm _____

min. ceiling thickness 25 mm _____


max. ceiling thickness 40 mm _____

recessed depth 100 mm _____

¹ incl. optical losses and the efficiency of the operating device (converter)

² incl. optical losses

Installation instructions



Lighting calculator

