

SASSO 100 round adjustable

trimless exposed concrete

048-2720919W 048-2795210 002-90766



Project / Type _____

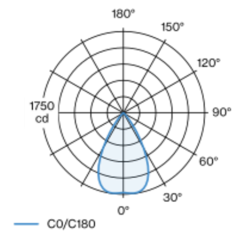
Notes _____

Count / Date _____


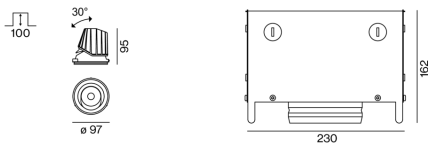


Round recessed spotlight in die-cast aluminium; 1 lamp; surface gold; 360° rotatable and 30° tiltable; installation without tools in mounting set due to patented ball catch system; concrete housings for exposed concrete ceilings; for trimless installation; passive cooling of the LEDs through improved heat sink geometry; with COB (Chip on Board) technology for maximum efficiency; no appearance of multiple shadows; light colour 2700 K; binning initial MacAdam ≤ 2 SDCM; CRI ≥ 90 ; min. 80% of luminous flux after 50000 operating hours; energy efficient LEDs with high CRI; incl. high quality lens system; precise radiation characteristic with 60° beam; UGR ≤ 19 ; VDU compatible workplace luminaire according to DIN EN 12464-1; luminance above 65° ≤ 1500 cd/m²; degree of protection from below IP40 (from above IP20); PC2; 220-240 V; incl. converter, non dimmable; through wiring connection box, 3-pole or 5-pole, available as an accessory; accessories are listed separately; light source replaceable by an authorized professional; control gear replaceable by an authorized professional;

Light distribution



Product drawing



General

Ceiling , Recessed
tilt max 30°
rotation 360°
gold , RAL 260-M¹
Mounting set white aluminium
front IP40 , back IP20
1610 lm
fixture 106 lm/W²

LED

2700 K
CRI ≥ 90
L80 / 50000 h
initial MacAdam ≤ 2 SDCM
R_g: 97 , R_f: 91 , R_{f-15}: 87
MR 0.52
MDER 0.47

Optical

wide flood
beam angle 60°
UGR ≤ 19 , $\geq 65^\circ < 1500$ cd/m²
PstLM ≤ 1.0 ³
SVM ≤ 0.4 ³

Electrical

non DIM
220-240 V
system 17.9 W
fixture 15.2 W
36 Vf
450 mA
PC2

Physical

trimless for exposed concrete ceiling
length 230 mm
width 230 mm
height 162 mm
2.6 kg

Cutout

recessed depth 100 mm

¹ RAL code
² incl. consideration of optical losses & internal control unit losses
³ Value of containing product at full load (undimmed)

Installation instructions



Lighting calculator

