

SASSO 100 square adjustable

trim

048-2730014W 048-279731G 002-90780



Project / Type _____

Notes _____

Count / Date _____



General

Ceiling , Recessed _____

tilt max 30° _____

matt silver _____

Mounting set white aluminium _____

front IP40 , back IP20 _____

2420 lm _____

LED

3000 K _____

CRI ≥ 90 _____

L80 / 50000 h _____

initial MacAdam ≤ 2 SDCM _____

R_g: 99 , R_f: 90 , R₍₁₋₁₅₎: 87 _____

MR 0.6 _____

MDER 0.54 _____

Optical

wide flood _____

beam angle 65° _____

≥65° <1500 cd/m² _____

Electrical

non DIM _____

system 26.7 W _____

inset 22.7 W _____

36 Vf _____

650 mA _____

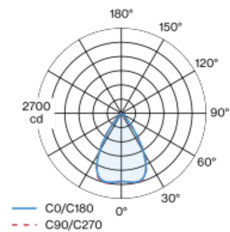
PC2 220-240V _____

system 91 lm/W¹ _____

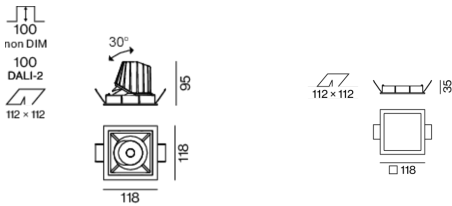
inset 107 lm/W² _____

Recessed square spotlight in die-cast aluminium; 1 lamp; surface matt silver; 30° tiltable; installation without tools in mounting set due to patented ball catch system; square installation housing; with trim white aluminium; suitable for ceiling thickness of 2-25 mm; passive cooling of the LEDs through improved heat sink geometry; with COB (Chip on Board) technology for maximum efficiency; no appearance of multiple shadows; light colour 3000 K; binning initial MacAdam ≤ 2 SDCM; CRI ≥ 90; min. 80% of luminous flux after 50000 operating hours; energy efficient LEDs with high CRI; incl. high quality lens system; precise radiation characteristic with 65° beam; degree of protection from below IP40 (from above IP20); PC2 220-240V; incl. converter, non dimmable; through wiring connection box, 3-pole or 5-pole, available as an accessory; accessories are listed separately; light source replaceable by an authorized professional; control gear replaceable by an authorized professional;

Light distribution



Product drawing



Physical

trim _____

length 118 mm _____

width 118 mm _____

height 95 mm _____

0.49 kg _____

Cutout

length 112 mm _____

width 112 mm _____

min. ceiling thickness 2 mm _____


max. ceiling thickness 25 mm _____

recessed depth 100 mm _____

¹ incl. optical losses and the efficiency of the operating device (converter)

² incl. optical losses

Installation instructions



Lighting calculator

