

# SASSO 100 square adjustable

trim

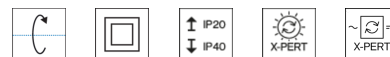
048-2730019M 048-2797318 002-90780



Project / Type

Notes

Count / Date



## General

Ceiling , Recessed

tilt max 30°

gold , RAL 260-M <sup>1</sup>

Mounting set jet black

front IP40 , back IP20

2000 lm

fixture 88 lm/W<sup>2</sup>

## LED

3000 K

CRI ≥ 90

L80 / 50000 h

initial MacAdam ≤ 2 SDCM

R<sub>g</sub>: 99 , R<sub>r</sub>: 90 , R<sub>t(1-5)</sub>: 87

MR 0.6

MDER 0.54

## Optical

medium

beam angle 31°x33°

UGR ≤ 16 , ≥65° <3000 cd/m<sup>2</sup>

Recessed square spotlight in die-cast aluminium; 1 lamp; surface gold; 30° tiltable; installation without tools in mounting set due to patented ball catch system; square installation housing; with trim jet black; suitable for ceiling thickness of 2-25 mm; passive cooling of the LEDs through improved heat sink geometry; with COB (Chip on Board) technology for maximum efficiency; no appearance of multiple shadows; light colour 3000 K; binning initial MacAdam ≤ 2 SDCM; CRI ≥ 90; min. 80% of luminous flux after 50000 operating hours; energy efficient LEDs with high CRI; incl. high quality lens system; precise radiation characteristic with 31°x33° beam; UGR ≤ 16; VDU compatible workplace luminaire according to DIN EN 12464-1; luminance above 65° ≤ 3000 cd/m<sup>2</sup>; degree of protection from below IP40 (from above IP20); PC2; 220-240 V; incl. converter, non dimmable; through wiring connection box, 3-pole or 5-pole, available as an accessory; accessories are listed separately; light source replaceable by an authorized professional; control gear replaceable by an authorized professional;

## Electrical

non DIM

220-240 V

system 26.7 W

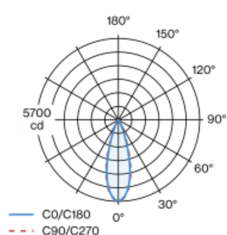
fixture 22.7 W

36 Vf

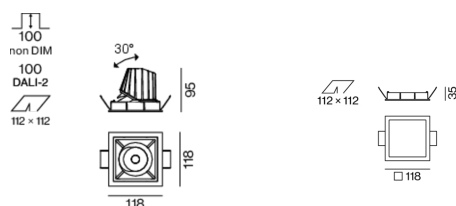
650 mA

PC2

## Light distribution



## Product drawing



## Physical

trim

length 118 mm

width 118 mm

height 95 mm

0.49 kg

## Cutout

length 112 mm

width 112 mm

min. ceiling thickness 2 mm

max. ceiling thickness 25 mm

recessed depth 100 mm

<sup>1</sup> RAL code

<sup>2</sup> FIXTURE: incl. consideration of optical losses & internal control unit losses SYSTEM: incl. consideration of optical losses, internal control unit losses & operating device efficiency.

## Installation instructions



## Lighting calculator



[048-2730019M 048-2797318 002-90780] The technical data represent rated values for an ambient temperature of 25°C. The data values for the luminous flux are initially subject to a tolerance of +/- 10%, those for the electrical connected load are initially subject to a tolerance of +/- 10%, and those for the colour temperature are initially subject to a tolerance of +/- 150 K. No liability is assumed for typographical or printing errors. The general terms and conditions of XAL GmbH apply.

© XAL GmbH · Auer-Welsbach-Gasse 36 · 8055 Graz · Austria · www.xal.com

08.04.2025

1 / 1