

SASSO 100 square adjustable

trim 2 lamps

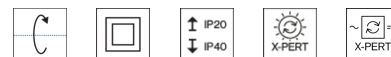
048-2730019M 048-2799318 002-90780



Project / Type

Notes

Count / Date



General

Ceiling , Recessed

tilt max 30°

gold , RAL 260-M ¹

Mounting set jet black

front IP40 , back IP20

4000 lm

fixture 88 lm/W²

LED

3000 K

CRI ≥ 90

L80 / 50000 h

initial MacAdam ≤ 2 SDCM

R_g: 99 , R_r: 90 , R_{t(1-15)}: 87

MR 0.6

MDER 0.54

Optical

medium

beam angle 31°x33°

UGR ≤ 16 , ≥65° <3000 cd/m²

Electrical

non DIM

220-240 V

system 52 W

fixture 22.7 W

36 Vf

650 mA

fixture 45 W

PC2

Physical

trim

length 218 mm

width 118 mm

height 95 mm

0.55 kg

Cutout

length 210 mm

width 112 mm

min. ceiling thickness 2 mm

max. ceiling thickness 25 mm

recessed depth 100 mm

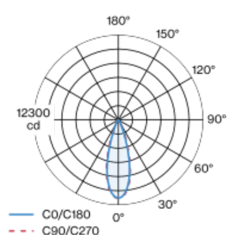
¹ RAL code

² FIXTURE: incl. consideration of optical losses & internal control unit losses
SYSTEM: incl. consideration of optical losses, internal control unit losses & operating device efficiency.

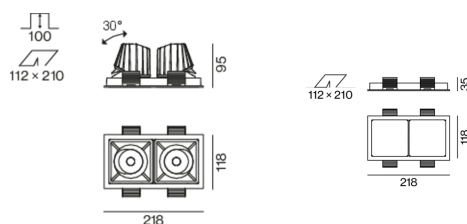


Recessed square spotlight in die-cast aluminium; 2 lamps; surface gold; 30° tiltable; installation without tools in mounting set due to patented ball catch system; rectangular installation housing; with trim jet black; suitable for ceiling thickness of 2-25 mm; passive cooling of the LEDs through improved heat sink geometry; with COB (Chip on Board) technology for maximum efficiency; no appearance of multiple shadows; light colour 3000 K; binning initial MacAdam ≤ 2 SDCM; CRI ≥ 90; min. 80% of luminous flux after 50000 operating hours; energy efficient LEDs with high CRI; incl. high quality lens system; precise radiation characteristic with 31°x33° beam; UGR ≤ 16; VDU compatible workplace luminaire according to DIN EN 12464-1; luminance above 65° ≤ 3000 cd/m²; degree of protection from below IP40 (from above IP20); PC2; 220-240 V; incl. converter, non dimmable; through wiring connection box, 3-pole or 5-pole, available as an accessory; accessories are listed separately; light source replaceable by an authorized professional; control gear replaceable by an authorized professional;

Light distribution



Product drawing



SASSO 100 square adjustable

trim 2 lamps

048-2730019M 048-2799318 002-90780



Project / Type

Notes

Count / Date

Installation instructions



Lighting calculator



SASSO 100 square adjustable

trim 2 lamps

048-2730019M 048-2799318 002-90780



Project / Type

Notes

Count / Date

Maintenance Factors

Operating Time [h]	10 000	20 000	30 000	40 000	50 000
LLMF	0.964	0.923	0.884	0.847	0.811
LSF	1	1	1	1	1
MF	LMF × RSMF × LLMF × LSF		RSMF ^a	Room Surface Maintenance Factor	
MF	Maintenance Factor		LLMF	Lamp Lumens Maintenance Factor	
LMF ^a	Luminaire Maintenance Factor		LSF	Lamp Survival Faktor	

^a According to "CIE 97, Maintenance of indoor electric lighting systems", 2005, ISBN 3-900-734-34-8. The values must be determined by the planner.

Circuit Breaker Types

Automatic Circuit Breaker Type	Number of Fixtures
B10	33
B16	53
B20	67
B25	83
C10	40
C16	64
C20	80
C25	100

Components

MOUNTING SET with trim 2 lamps

TYPE for intermediate ceilings	COLOUR jet black	L-W-H (MM) 218-118-35	ARTICLE NUMBER(S) 048-2799318
-----------------------------------	---------------------	--------------------------	----------------------------------



CONVERTER

TYPE 31 W	L-W-H (MM) 143-43-30	ARTICLE NUMBER(S) 002-90780
--------------	-------------------------	--------------------------------



Electrical accessories

THROUGH WIRING CONNECTION BOX

TYPE non DIM cable ø 4 – 12 mm, Linect®-Ready DALI cable ø 4 – 12 mm, Linect®-Ready	L-W-H (MM) 105-58-30 105-58-30	ARTICLE NUMBER(S) 005-2531110 005-2551110
---	--------------------------------------	---



Optional electrical accessories

DIN RAIL POWER SUPPLY

TYPE 160 W	L-W-H (MM) 72-90-63	ARTICLE NUMBER(S) 005-6520210
---------------	------------------------	----------------------------------



DIN RAIL LED DRIVER

TYPE DALI-2 200-1050 mA 2 x 42W	L-W-H (MM) 36-88-59	ARTICLE NUMBER(S) 005-6121030
--	------------------------	----------------------------------

