

# SASSO 100 square adjustable

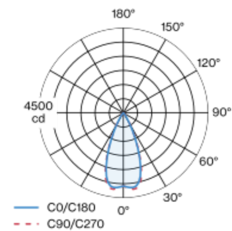
trim

048-2730111F 048-279731G 002-90780

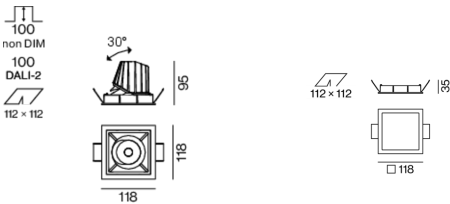


Recessed square spotlight in die-cast aluminium; 1 lamp; surface black; 30° tiltable; installation without tools in mounting set due to patented ball catch system; square installation housing; with trim white aluminium; suitable for ceiling thickness of 2-25 mm; passive cooling of the LEDs through improved heat sink geometry; with COB (Chip on Board) technology for maximum efficiency; no appearance of multiple shadows; light colour 4000 K; binning initial MacAdam  $\leq 2$  SDCM; CRI  $\geq 90$ ; min. 80% of luminous flux after 50000 operating hours; energy efficient LEDs with high CRI; incl. high quality lens system; precise radiation characteristic with 45° beam; UGR  $\leq 16$ ; VDU compatible workplace luminaire according to DIN EN 12464-1; luminance above 65°  $\leq 3000$  cd/m<sup>2</sup>; degree of protection from below IP40 (from above IP20); PC2; 220-240 V; incl. converter, non dimmable; through wiring connection box, 3-pole or 5-pole, available as an accessory; accessories are listed separately; light source replaceable by an authorized professional; control gear replaceable by an authorized professional;

## Light distribution




## Product drawing



Project / Type \_\_\_\_\_

Notes \_\_\_\_\_

Count / Date \_\_\_\_\_



## General

Ceiling , Recessed  
tilt max 30°  
black , RAL 9005 <sup>1</sup>  
Mounting set white aluminium  
front IP40 , back IP20  
2330 lm  
fixture 102 lm/W<sup>2</sup>

## LED

4000 K  
CRI  $\geq 90$   
L80 / 50000 h  
initial MacAdam  $\leq 2$  SDCM  
R<sub>g</sub>: 98 , R<sub>r</sub>: 90 , R<sub>t(1-5)</sub>: 88  
MR 0.8  
MDER 0.72

## Optical

flood  
beam angle 45°  
UGR  $\leq 16$  ,  $\geq 65^\circ < 3000$  cd/m<sup>2</sup>

## Electrical

non DIM  
220-240 V  
system 26.7 W  
fixture 22.7 W  
36 Vf  
650 mA  
PC2

## Physical

trim  
length 118 mm  
width 118 mm  
height 95 mm  
0.49 kg

## Cutout

length 112 mm  
width 112 mm  
min. ceiling thickness 2 mm  
max. ceiling thickness 25 mm  
recessed depth 100 mm

<sup>1</sup> RAL code  
<sup>2</sup> incl. consideration of optical losses & internal control unit losses

## Installation instructions



## Lighting calculator

