

# SASSO 100 square adjustable

trim


048-2730117F 048-2797317 002-90780



Project / Type

Notes

Count / Date



General

Ceiling , Recessed

tilt max 30°

white , RAL 9016 <sup>1</sup>

Mounting set traffic white

front IP40 , back IP20

2430 lm

fixture 107 lm/W<sup>2</sup>

LED

4000 K

CRI ≥ 90

L80 / 50000 h

initial MacAdam ≤ 2 SDCM

R<sub>g</sub>: 98 , R<sub>r</sub>: 90 , R<sub>t(1-5)</sub>: 88

MR 0.8

MDER 0.72

Optical

flood

beam angle 45°

UGR ≤ 19

Electrical

non DIM

220-240 V

system 26.7 W

fixture 22.7 W

36 Vf

650 mA

PC2

Physical

trim

length 118 mm

width 118 mm

height 95 mm

0.49 kg

Cutout

length 112 mm

width 112 mm

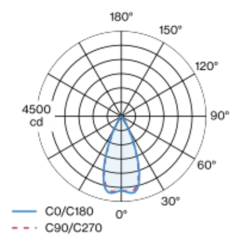
min. ceiling thickness 2 mm

max. ceiling thickness 25 mm

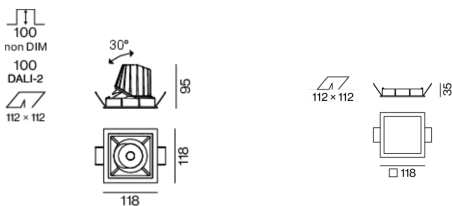
recessed depth 100 mm

Recessed square spotlight in die-cast aluminium; 1 lamp; surface white; 30° tiltable; installation without tools in mounting set due to patented ball catch system; square installation housing; with trim traffic white; suitable for ceiling thickness of 2-25 mm; passive cooling of the LEDs through improved heat sink geometry; with COB (Chip on Board) technology for maximum efficiency; no appearance of multiple shadows; light colour 4000 K; binning initial MacAdam ≤ 2 SDCM; CRI ≥ 90; min. 80% of luminous flux after 50000 operating hours; energy efficient LEDs with high CRI; incl. high quality lens system; precise radiation characteristic with 45° beam; UGR ≤ 19; degree of protection from below IP40 (from above IP20); PC2; 220-240 V; incl. converter, non dimmable; through wiring connection box, 3-pole or 5-pole, available as an accessory; accessories are listed separately; light source replaceable by an authorized professional; control gear replaceable by an authorized professional;

## Light distribution



## Product drawing



<sup>1</sup> RAL code  
<sup>2</sup> incl. consideration of optical losses & internal control unit losses

## Installation instructions



## Lighting calculator



# SASSO 100 square adjustable

trim

048-2730117F 048-2797317 002-90780



Project / Type

Notes

Count / Date

## Maintenance Factors

| Operating Time [h] | 10 000                       | 20 000 | 30 000            | 40 000                          | 50 000 |
|--------------------|------------------------------|--------|-------------------|---------------------------------|--------|
| LLMF               | 0.964                        | 0.923  | 0.884             | 0.847                           | 0.811  |
| LSF                | 1                            | 1      | 1                 | 1                               | 1      |
| MF                 | LMF × RSMF × LLMF × LSF      |        | RSMF <sup>a</sup> | Room Surface Maintenance Factor |        |
| MF                 | Maintenance Factor           |        | LLMF              | Lamp Lumens Maintenance Factor  |        |
| LMF <sup>a</sup>   | Luminaire Maintenance Factor |        | LSF               | Lamp Survival Faktor            |        |

<sup>a</sup> According to "CIE 97, Maintenance of indoor electric lighting systems", 2005, ISBN 3-900-734-34-8. The values must be determined by the planner.

## Circuit Breaker Types

| Automatic Circuit Breaker Type | Number of Fixtures |
|--------------------------------|--------------------|
| B10                            | 33                 |
| B16                            | 53                 |
| B20                            | 67                 |
| B25                            | 83                 |
| C10                            | 40                 |
| C16                            | 64                 |
| C20                            | 80                 |
| C25                            | 100                |

## Components

### MOUNTING SET with trim

|                           |               |            |                   |
|---------------------------|---------------|------------|-------------------|
| TYPE                      | COLOUR        | L-W-H (MM) | ARTICLE NUMBER(S) |
| for intermediate ceilings | traffic white | 118-118-35 | 048-2797317       |



### CONVERTER

|      |            |                   |
|------|------------|-------------------|
| TYPE | L-W-H (MM) | ARTICLE NUMBER(S) |
| 31 W | 143-43-30  | 002-90780         |



## Mounting accessories

### PRIMED CONCRETE MOUNTING HOUSING

|                 |             |                   |
|-----------------|-------------|-------------------|
| COLOUR          | L-W-H (MM)  | ARTICLE NUMBER(S) |
| white aluminium | 614-307-120 | 048-2695110       |



## Optional electrical accessories

### DIN RAIL POWER SUPPLY

|       |            |                   |
|-------|------------|-------------------|
| TYPE  | L-W-H (MM) | ARTICLE NUMBER(S) |
| 160 W | 72-90-63   | 005-6520210       |



### DIN RAIL LED DRIVER

|                                |            |                   |
|--------------------------------|------------|-------------------|
| TYPE                           | L-W-H (MM) | ARTICLE NUMBER(S) |
| DALI-2   200-1050 mA   2 x 42W | 36-88-59   | 005-6121030       |



# SASSO 100 square adjustable

trim

048-2730117F 048-2797317 002-90780



Project / Type

Notes

Count / Date

## Optional electrical accessories

### POWER SUPPLY PREWIRED

| TYPE                        | ARTICLE NUMBER(S) |
|-----------------------------|-------------------|
| with junktion box   DALI-2  | 002-90767A        |
| with junktion box   DALI-2  | 002-90789A        |
| with junktion box   DALI-2  | 002-90776A        |
| with junktion box   non DIM | 002-90766A        |
| with junktion box   non DIM | 002-90780A        |
| with junktion box   non DIM | 002-90774A        |

## Electrical accessories

### THROUGH WIRING CONNECTION BOX

| TYPE                                     | L·W·H (MM) | ARTICLE NUMBER(S) |
|--|------------|-------------------|
| non DIM cable ø 4 – 12 mm, Linect®-Ready | 105-58-30  | 005-2531110       |
| DALI cable ø 4 – 12 mm, Linect®-Ready    | 105-58-30  | 005-2551110       |

