

SASSO 100 square adjustable

trim 2 lamps

048-2730217W 048-2799318 002-90780



Project / Type

Notes

Count / Date



General

Ceiling , Recessed

tilt max 30°

white , RAL 9016 ¹

Mounting set jet black

front IP40 , back IP20

4920 lm

fixture 108 lm/W²

LED

3500 K

CRI ≥ 90

L80 / 50000 h

initial MacAdam ≤ 2 SDCM

R_g: 99 , R_r: 90 , R_{t(1-5)}: 89

MR 0.7

MDER 0.64

Optical

wide flood

beam angle 58°

Electrical

non DIM

220-240 V

system 52 W

fixture 22.7 W

36 Vf

650 mA

fixture 45 W

PC2

Physical

trim

length 218 mm

width 118 mm

height 95 mm

0.55 kg

Cutout

length 210 mm

width 112 mm

min. ceiling thickness 2 mm

max. ceiling thickness 25 mm

recessed depth 100 mm


¹ RAL code

² FIXTURE: incl. consideration of optical losses & internal control unit losses SYSTEM: incl. consideration of optical losses, internal control unit losses & operating device efficiency.

Installation instructions

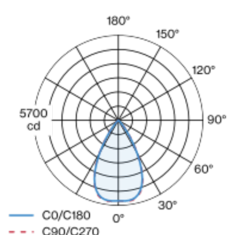


Lighting calculator

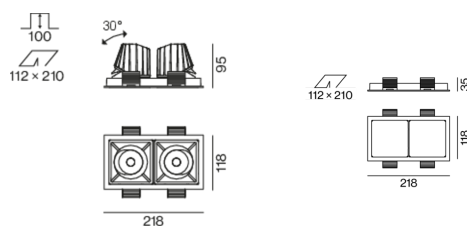


Recessed square spotlight in die-cast aluminium; 2 lamps; surface white; 30° tiltable; installation without tools in mounting set due to patented ball catch system; rectangular installation housing; with trim jet black; suitable for ceiling thickness of 2-25 mm; passive cooling of the LEDs through improved heat sink geometry; with COB (Chip on Board) technology for maximum efficiency; no appearance of multiple shadows; light colour 3500 K; binning initial MacAdam ≤ 2 SDCM; CRI ≥ 90; min. 80% of luminous flux after 50000 operating hours; energy efficient LEDs with high CRI; incl. high quality lens system; precise radiation characteristic with 58° beam; degree of protection from below IP40 (from above IP20); PC2; 220-240 V; incl. converter, non dimmable; through wiring connection box, 3-pole or 5-pole, available as an accessory; accessories are listed separately; light source replaceable by an authorized professional; control gear replaceable by an authorized professional;

Light distribution



Product drawing



SASSO 100 square adjustable

trim 2 lamps

048-2730217W 048-2799318 002-90780



Project / Type

Notes

Count / Date

Maintenance Factors

Operating Time [h]	10 000	20 000	30 000	40 000	50 000
LLMF	0.964	0.923	0.884	0.847	0.811
LSF	1	1	1	1	1
MF	LMF × RSMF × LLMF × LSF		RSMF ^a Room Surface Maintenance Factor		
MF	Maintenance Factor		LLMF Lamp Lumens Maintenance Factor		
LMF ^a	Luminaire Maintenance Factor		LSF Lamp Survival Faktor		

^a According to "CIE 97, Maintenance of indoor electric lighting systems", 2005, ISBN 3-900-734-34-8. The values must be determined by the planner.

Circuit Breaker Types

Automatic Circuit Breaker Type	Number of Fixtures
B10	33
B16	53
B20	67
B25	83
C10	40
C16	64
C20	80
C25	100

Components

MOUNTING SET with trim 2 lamps

TYPE	COLOUR	L-W-H (MM)	ARTICLE NUMBER(S)
for intermediate ceilings	jet black	218-118-35	048-2799318



CONVERTER

TYPE	L-W-H (MM)	ARTICLE NUMBER(S)
31 W	143-43-30	002-90780



Electrical accessories

THROUGH WIRING CONNECTION BOX

TYPE	L-W-H (MM)	ARTICLE NUMBER(S)
non DIM cable ø 4 – 12 mm, Linect®-Ready	105-58-30	005-2531110
DALI cable ø 4 – 12 mm, Linect®-Ready	105-58-30	005-2551110



Optional electrical accessories

DIN RAIL POWER SUPPLY

TYPE	L-W-H (MM)	ARTICLE NUMBER(S)
160 W	72-90-63	005-6520210



DIN RAIL LED DRIVER

TYPE	L-W-H (MM)	ARTICLE NUMBER(S)
DALI-2 200-1050 mA 2 x 42W	36-88-59	005-6121030



[048-2730217W 048-2799318 002-90780] The technical data represent rated values for an ambient temperature of 25°C. The data values for the luminous flux are initially subject to a tolerance of +/- 10%, those for the electrical connected load are initially subject to a tolerance of +/- 10%, and those for the colour temperature are initially subject to a tolerance of +/- 150 K. No liability is assumed for typographical or printing errors. The general terms and conditions of XAL GmbH apply.
© XAL GmbH · Auer-Welsbach-Gasse 36 · 8055 Graz · Austria · www.xal.com

06.04.2025