

# SASSO 100 square adjustable

trim 2 lamps

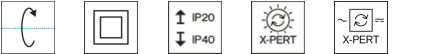
048-2730914W 048-2799317 002-90780



Project / Type

Notes

Count / Date



General

Ceiling , Recessed

tilt max 30°

matt silver

Mounting set traffic white

front IP40 , back IP20

4660 lm

fixture 102 lm/W<sup>1</sup>

LED

2700 K

CRI ≥ 90

L80 / 50000 h

initial MacAdam ≤ 2 SDCM

R<sub>g</sub>: 97 , R<sub>r</sub>: 91 , R<sub>(1-15)</sub>: 87

MR 0.52

MDER 0.47

Optical

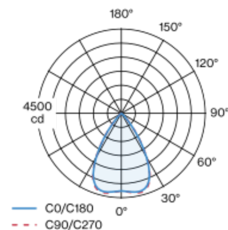
wide flood

beam angle 65°

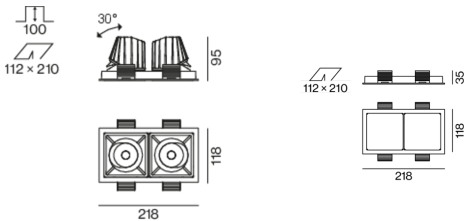
≥65° <1500 cd/m²

Recessed square spotlight in die-cast aluminium; 2 lamps; surface matt silver; 30° tiltable; installation without tools in mounting set due to patented ball catch system; rectangular installation housing; with trim traffic white; suitable for ceiling thickness of 2-25 mm; passive cooling of the LEDs through improved heat sink geometry; with COB (Chip on Board) technology for maximum efficiency; no appearance of multiple shadows; light colour 2700 K; binning initial MacAdam ≤ 2 SDCM; CRI ≥ 90; min. 80% of luminous flux after 50000 operating hours; energy efficient LEDs with high CRI; incl. high quality lens system; precise radiation characteristic with 65° beam; degree of protection from below IP40 (from above IP20); PC2; 220-240 V; incl. converter, non dimmable; through wiring connection box, 3-pole or 5-pole, available as an accessory; accessories are listed separately; light source replaceable by an authorized professional; control gear replaceable by an authorized professional;

## Light distribution



## Product drawing



Electrical

non DIM

220-240 V

system 52 W

fixture 22.7 W

36 Vf

650 mA

fixture 45 W

PC2

Physical

trim

length 218 mm

width 118 mm

height 95 mm

0.56 kg

Cutout

length 210 mm

width 112 mm

min. ceiling thickness 2 mm

max. ceiling thickness 25 mm

recessed depth 100 mm

<sup>1</sup> incl. consideration of optical losses & internal control unit losses

Installation instructions

Lighting calculator

