

SASSO 100 square adjustable

trim 2 lamps


048-2730917W 048-279931G 002-90780



Project / Type _____

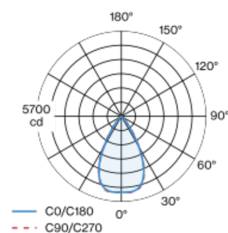
Notes _____

Count / Date _____

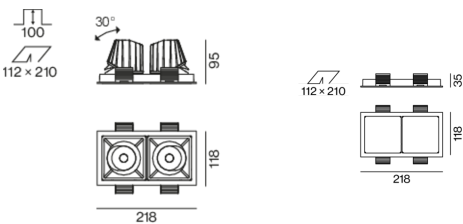


Recessed square spotlight in die-cast aluminium; 2 lamps; surface white; 30° tiltable; installation without tools in mounting set due to patented ball catch system; rectangular installation housing; with trim white aluminium; suitable for ceiling thickness of 2-25 mm; passive cooling of the LEDs through improved heat sink geometry; with COB (Chip on Board) technology for maximum efficiency; no appearance of multiple shadows; light colour 2700 K; binning initial MacAdam ≤ 2 SDCM; CRI ≥ 90 ; min. 80% of luminous flux after 50000 operating hours; energy efficient LEDs with high CRI; incl. high quality lens system; precise radiation characteristic with 58° beam; degree of protection from below IP40 (from above IP20); PC2 220-240V; incl. converter, non dimmable; through wiring connection box, 3-pole or 5-pole, available as an accessory; accessories are listed separately; light source replaceable by an authorized professional; control gear replaceable by an authorized professional;

Light distribution



Product drawing



General

Ceiling , Recessed
tilt max 30°
white , RAL9016 ¹
Mounting set white aluminium
front IP40 , back IP20
4620 lm

LED

2700 K
CRI ≥ 90
L80 / 50000 h
initial MacAdam ≤ 2 SDCM
R_g: 97 , R_f: 91 , R₍₁₋₁₅₎: 87
MR 0.52
MDER 0.47

Optical

wide flood
beam angle 58°

Electrical

non DIM
system 52 W
inset 22.7 W
36 Vf
650 mA
total insets 45 W
PC2 220-240V
system 89 lm/W²
inset 102 lm/W³

Physical

trim
length 218 mm
width 118 mm
height 95 mm
0.55 kg

Cutout

length 210 mm
width 112 mm
min. ceiling thickness 2 mm
max. ceiling thickness 25 mm
recessed depth 100 mm

¹ RAL code
² incl. optical losses and the efficiency of the operating device (converter)
³ incl. optical losses

Installation instructions



Lighting calculator



SASSO 100 square adjustable

trim 2 lamps

048-2730917W 048-279931G 002-90780



Project / Type

Notes

Count / Date

Maintenance Factors

| Operating Time [h] | 10 000 | 20 000 | 30 000 | 40 000 | 50 000 |
|--------------------|------------------------------|--------|-------------------|---------------------------------|--------|
| LLMF | 0.964 | 0.923 | 0.884 | 0.847 | 0.811 |
| LSF | 1 | 1 | 1 | 1 | 1 |
| MF | LMF × RSMF × LLMF × LSF | | RSMF ^a | Room Surface Maintenance Factor | |
| MF | Maintenance Factor | | LLMF | Lamp Lumens Maintenance Factor | |
| LMF ^a | Luminaire Maintenance Factor | | LSF | Lamp Survival Faktor | |

^a According to "CIE 97, Maintenance of indoor electric lighting systems", 2005, ISBN 3-900-734-34-8. The values must be determined by the planner.

Circuit Breaker Types

| Automatic Circuit Breaker Type | Number of Fixtures |
|--------------------------------|--------------------|
| B10 | 33 |
| B16 | 53 |
| B20 | 67 |
| B25 | 83 |
| C10 | 40 |
| C16 | 64 |
| C20 | 80 |
| C25 | 100 |

Components

MOUNTING SET with trim 2 lamps

| TYPE | COLOUR | L-W-H (MM) | ARTICLE NUMBER(S) |
|---------------------------|-----------------|------------|-------------------|
| for intermediate ceilings | white aluminium | 218-118-35 | 048-279931G |



CONVERTER

| TYPE | L-W-H (MM) | ARTICLE NUMBER(S) |
|------|------------|-------------------|
| 31 W | 143-43-30 | 002-90780 |



Electrical accessories

THROUGH WIRING CONNECTION BOX

| TYPE | L-W-H (MM) | ARTICLE NUMBER(S) |
|---------------------------|------------|-------------------|
| non DIM cable ø 4 – 12 mm | 105-58-30 | 005-2531110 |
| DALI cable ø 4 – 12 mm | 105-58-30 | 005-2551110 |



Optional electrical accessories

DIN RAIL POWER SUPPLY

| TYPE | L-W-H (MM) | ARTICLE NUMBER(S) |
|-------|------------|-------------------|
| 160 W | 72-90-63 | 005-6520210 |



DIN RAIL LED DRIVER

| TYPE | L-W-H (MM) | ARTICLE NUMBER(S) |
|--------------------------------|------------|-------------------|
| DALI-2 200-1050 mA 2 x 42W | 36-88-59 | 005-6121030 |

