

SASSO 100 round wallwasher/floor

trim 2 lamps

048-2740911W 048-2798318 002-90780



Project / Type

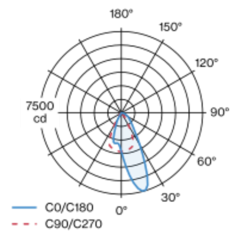
Notes

Count / Date

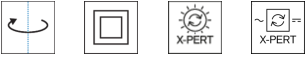
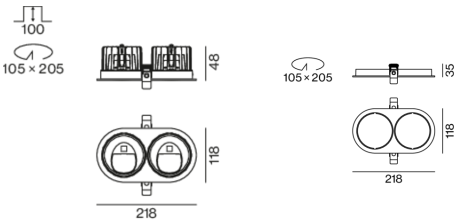


Round recessed spotlight in die-cast aluminium; 2 lamps; surface black; 360° rotatable; installation without tools in mounting set due to patented ball catch system; oval installation housing; with trim jet black; suitable for ceiling thickness of 2-25 mm; passive cooling of the LEDs through improved heat sink geometry; with COB (Chip on Board) technology for maximum efficiency; no appearance of multiple shadows; light colour 2700 K; binning initial MacAdam ≤ 2 SDCM; CRI ≥ 90 ; min. 80% of luminous flux after 50000 operating hours; energy efficient LEDs with high CRI; with specially computed, asymmetrical reflector for homogeneous lighting intensity; high quality reflector with micro-faceted, aluminum-vaporised surface; PC2; 220-240 V; incl. converter, non dimmable; through wiring connection box, 3-pole or 5-pole, available as an accessory; accessories are listed separately; light source replaceable by an authorized professional; control gear replaceable by an authorized professional;

Light distribution



Product drawing



General

Ceiling , Recessed

rotation 360°

black , RAL 9005 ¹

Mounting set jet black

IP20

5060 lm

fixture 118 lm/W²

LED

2700 K

CRI ≥ 90

L80 / 50000 h

initial MacAdam ≤ 2 SDCM

R_g: 97 , R_r: 91 , R₍₁₋₁₅₎: 87

MR 0.52

MDER 0.47

Optical

wallwasher floor

Electrical

non DIM

220-240 V

system 50 W

fixture 21.5 W

36 Vf

650 mA

fixture 43 W

PC2

Physical

trim

length 218 mm

width 118 mm

height 96 mm

0.58 kg

Cutout

diameter 105 mm

length 205 mm

width 105 mm

min. ceiling thickness 2 mm

max. ceiling thickness 25 mm

recessed depth 100 mm

¹ RAL code
² incl. consideration of optical losses & internal control unit losses

Installation instructions



Lighting calculator



[‘048-2740911W 048-2798318 002-90780’] The technical data represent rated values for an ambient temperature of 25°C. The data values for the luminous flux are initially subject to a tolerance of +/- 10%, those for the electrical connected load are initially subject to a tolerance of +/- 10%, and those for the colour temperature are initially subject to a tolerance of +/- 150 K. No liability is assumed for typographical or printing errors. The general terms and conditions of XAL GmbH apply.
© XAL GmbH · Auer-Welsbach-Gasse 36 · 8055 Graz · Austria · www.xal.com

SASSO 100 round wallwasher/floor

trim 2 lamps

048-2740911W 048-2798318 002-90780



Project / Type

Notes

Count / Date

Maintenance Factors

| Operating Time [h] | 10 000 | 20 000 | 30 000 | 40 000 | 50 000 |
|--------------------|------------------------------|--------|---|--------|--------|
| LLMF | 0.964 | 0.923 | 0.884 | 0.847 | 0.811 |
| LSF | 1 | 1 | 1 | 1 | 1 |
| MF | LMF × RSMF × LLMF × LSF | | RSMF ^a Room Surface Maintenance Factor | | |
| MF | Maintenance Factor | | LLMF Lamp Lumens Maintenance Factor | | |
| LMF ^a | Luminaire Maintenance Factor | | LSF Lamp Survival Faktor | | |

^a According to "CIE 97, Maintenance of indoor electric lighting systems", 2005, ISBN 3-900-734-34-8. The values must be determined by the planner.

Circuit Breaker Types

| Automatic Circuit Breaker Type | Number of Fixtures |
|--------------------------------|--------------------|
| B10 | 33 |
| B16 | 53 |
| B20 | 67 |
| B25 | 83 |
| C10 | 40 |
| C16 | 64 |
| C20 | 80 |
| C25 | 100 |

Components

MOUNTING SET with trim 2 lamps

| | | | |
|-----------------------------------|---------------------|--------------------------|----------------------------------|
| TYPE for intermediate ceilings | COLOUR jet black | L·W·H (MM) 218·118·35 | ARTICLE NUMBER(S) 048-2798318 |
|-----------------------------------|---------------------|--------------------------|----------------------------------|



CONVERTER

| | | |
|--------------|-------------------------|--------------------------------|
| TYPE 31 W | L·W·H (MM) 143·43·30 | ARTICLE NUMBER(S) 002-90780 |
|--------------|-------------------------|--------------------------------|



Mounting accessories

PRIMED CONCRETE MOUNTING HOUSING

| | | |
|---------------------------|---------------------------|----------------------------------|
| COLOUR white aluminium | L·W·H (MM) 614·307·120 | ARTICLE NUMBER(S) 048-2695110 |
|---------------------------|---------------------------|----------------------------------|



Optional electrical accessories

DIN RAIL POWER SUPPLY

| | | |
|---------------|------------------------|----------------------------------|
| TYPE 160 W | L·W·H (MM) 72·90·63 | ARTICLE NUMBER(S) 005-6520210 |
|---------------|------------------------|----------------------------------|



DIN RAIL LED DRIVER

| | | |
|--|------------------------|----------------------------------|
| TYPE DALI-2 200-1050 mA 2 x 42W | L·W·H (MM) 36·88·59 | ARTICLE NUMBER(S) 005-6121030 |
|--|------------------------|----------------------------------|



SASSO 100 round wallwasher/floor

trim 2 lamps

048-2740911W 048-2798318 002-90780



Project / Type

Notes

Count / Date

Optional electrical accessories

POWER SUPPLY PREWIRED

| TYPE | ARTICLE NUMBER(S) |
|-----------------------------|-------------------|
| with junktion box DALI-2 | 002-90767A |
| with junktion box DALI-2 | 002-90789A |
| with junktion box DALI-2 | 002-90776A |
| with junktion box non DIM | 002-90766A |
| with junktion box non DIM | 002-90780A |
| with junktion box non DIM | 002-90774A |

Electrical accessories

THROUGH WIRING CONNECTION BOX

| TYPE | L-W-H (MM) | ARTICLE NUMBER(S) |
|--|------------|-------------------|
| non DIM cable ø 4 – 12 mm, Linect®-Ready | 105-58-30 | 005-2531110 |
| DALI cable ø 4 – 12 mm, Linect®-Ready | 105-58-30 | 005-2551110 |

