


MINO 40 reflector

ceiling / suspended system

042-0116137R 042-100601W

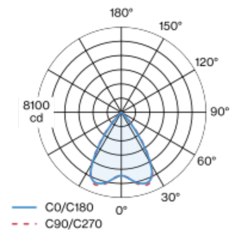


Project / Type	
Notes	
Count / Date	




Luminaire housing made of extruded aluminium profile; angular design; for continuous lighting systems; light tight final end caps made of aluminium (available as an accessory); no visible screws; surface traffic white powder coated; same RAL colour as spotlight modules; for ceiling surface mounting or suspended mounting (1500 mm cable suspension as an accessory); height adjustment without tools; luminaire profile can be pre-mounted; pre-assembled power rail for power supply in luminaire profile; voltage tap of the light inset on the power rail; remaining lamp components mounted without tools; LED light inset incl. high gloss reflector with faceted design; Reflector chrome; light colour 4000 K; binning initial MacAdam ≤ 3 SDCM; CRI ≥ 90 ; min. 90% of luminous flux after 50000 operating hours; energy efficient LEDs with high CRI; UGR ≤ 19 ; VDU compatible workplace luminaire according to DIN EN 12464-1; luminance above $65^\circ \leq 1500$ cd/m²; degree of protection IP20; PC1 220-240V; internal wiring in light halogen free; incl. DALI-2 converter; accessories are listed separately; light source replaceable by an authorized professional; control gear replaceable by an authorized professional;

Light distribution



Product drawing



General

Ceiling , Suspended
RAL Traffic white , RAL 9016 ¹
Reflector chrome
3180 lm/m
IP20
9510 lm

LED

4000 K
CRI ≥ 90
L90 / 50000 h
initial MacAdam ≤ 3 SDCM
R _g : 99 , R _f : 92 , R ₍₁₋₁₅₎ : 90
MR 0.81
MDER 0.74

Optical

Reflector
Symmetric
UGR < 19 , $\geq 65^\circ < 1500$ cd/m ²
PstLM ≤ 1.0 ²
SVM ≤ 0.4 ²

Electrical

DALI-2
67 W
PC1 220-240V
142 lm/W
1 DALI Addr.
22 W/m

Physical

length 3000 mm
width 40 mm
height 65 mm

¹ RAL code ² Value of containing product at full load (undimmed)

Installation instructions



Lighting calculator

