

# JUST 32 FOCUS

MOVE IT 25

050-0111918



Project / Type

Notes

Count / Date



## General

Ceiling / Wall , Track

tilt max 90°

rotation 360°

black , RAL 9005 <sup>1</sup>

IP20

320<sup>2</sup>-396<sup>3</sup> lm

optical inset 77<sup>2</sup>-95<sup>3</sup> lm/W<sup>4</sup>

## LED

2700 K

CRI ≥ 90

L80 / 50000 h

initial MacAdam ≤ 2 SDCM

R<sub>g</sub>: 97 , R<sub>r</sub>: 91 , R<sub>f(1-15)</sub>: 87

MR 0.52

MDER 0.47

## Optical

focus

beam angle 17°<sup>2</sup>-43°<sup>3</sup>

PstLM ≤ 1.0<sup>2</sup> 3 5

SVM ≤ 0.4<sup>2</sup> 3 5

## Electrical

non DIM

48 V

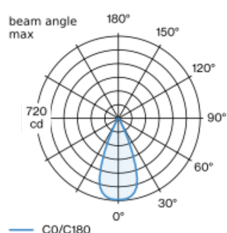
fixture 5.5 W

fixture 58<sup>2</sup>-72<sup>3</sup> lm/W<sup>6</sup>

optical inset 4.2 W

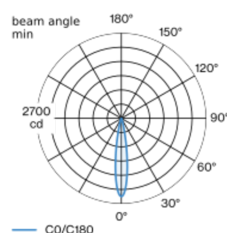
PC3

## Light distribution



focus 43°

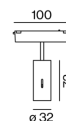
h (m)	E0° (lx)	ø (m)
1	713	0.80
2	178	1.59
3	79	2.39
4	45	3.18
5	29	3.98



focus 17°

h (m)	E0° (lx)	ø (m)
1	2470	0.30
2	620	0.59
3	270	0.89
4	150	1.19
5	100	1.49

## Product drawing



## Physical

diameter 32 mm

height 73 mm

0.2 kg

<sup>1</sup> RAL code <sup>2</sup> beam angle min <sup>3</sup> beam angle max

<sup>4</sup> OPTICAL INSET: incl. consideration of optical losses

<sup>5</sup> Value of containing product at full load (undimmed)

<sup>6</sup> FIXTURE: incl. consideration of optical losses & internal control unit losses SYSTEM: incl. consideration of optical losses, internal control unit losses & operating device efficiency.

## Installation instructions



# JUST 32 FOCUS

MOVE IT 25  
050-0111918



Project / Type

Notes

Count / Date

## Maintenance Factors

Operating Time [h]	10 000	20 000	30 000	40 000	50 000
LLMF	0.964	0.923	0.884	0.847	0.811
LSF	1	1	1	1	1

MF	LMF × RSMF × LLMF × LSF	RSMF <sup>a</sup>	Room Surface Maintenance Factor
MF	Maintenance Factor	LLMF	Lamp Lumens Maintenance Factor
LMF <sup>a</sup>	Luminaire Maintenance Factor	LSF	Lamp Survival Faktor

<sup>a</sup> According to "CIE 97, Maintenance of indoor electric lighting systems", 2005, ISBN 3-900-734-34-8. The values must be determined by the planner.

## Optical accessories

### HONEYCOMB LOUVER

COLOUR	Ø (MM)	ARTICLE NUMBER(S)
jet black	30	007-1965178

