

JUST 32 FOCUS

MOVE IT 25

050-0111937



Project / Type

Notes

Count / Date



General

Ceiling / Wall , Track

tilt max 90°

rotation 360°

white , RAL 9016 ¹

IP20

320²-396³ lm

optical inset 77²-95³ lm/W⁴

LED

2700 K

CRI ≥ 90

L80 / 50000 h

initial MacAdam ≤ 2 SDCM

R_g: 97 , R_r: 91 , R₍₁₋₁₅₎: 87

MR 0.52

MDER 0.47

Optical

focus

beam angle 17°²-43°³

PstLM ≤ 1.0² 3 5

SVM ≤ 0.4² 3 5

Cylindrical spotlight in aluminium; surface white powder coated; 360° rotatable and 90° tiltable; spotlight can be installed and moved without tools by means of magnetic holders+locking; power supplied via MOVE IT system track profile; hot plug protection; passive cooling of the LEDs through improved heat sink geometry; with COB (Chip on Board) technology for maximum efficiency; no appearance of multiple shadows; light colour 2700 K; binning initial MacAdam ≤ 2 SDCM; CRI ≥ 90; min. 80% of luminous flux after 50000 operating hours; energy efficient LEDs with high CRI; good glare control through recessed light point level; incl. high quality plano-convex glass lens; precise object focusing through adjustable lens; adjustable beam angle of 17° - 43°; focusing by means of patented slider on the spotlight head; degree of protection IP20; PC3; 48 V; DALI single control; flicker-free visual comfort through analogue current control (minimum value 1%); optical attachment available as accessory; accessories are listed separately; light source not replaceable;

Electrical

DALI-2 single control

48 V

fixture 5.5 W

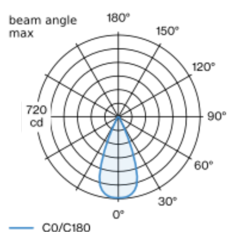
fixture 58²-72³ lm/W⁶

optical inset 4.2 W

PC3

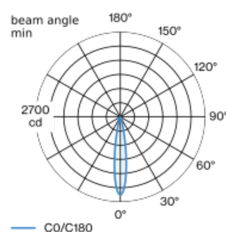
1 DALI Addr.

Light distribution



focus 43°

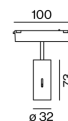
h (m)	E0° (lx)	ø (m)
1	713	0.80
2	178	1.59
3	79	2.39
4	45	3.18
5	29	3.98



focus 17°

h (m)	E0° (lx)	ø (m)
1	2470	0.30
2	620	0.59
3	270	0.89
4	150	1.19
5	100	1.49

Product drawing



Physical

diameter 32 mm

height 73 mm

0.2 kg

¹ RAL code ² beam angle min ³ beam angle max

⁴ OPTICAL INSET: incl. consideration of optical losses

⁵ Value of containing product at full load (undimmed)

⁶ FIXTURE: incl. consideration of optical losses & internal control unit losses SYSTEM: incl. consideration of optical losses, internal control unit losses & operating device efficiency.

Installation instructions



[*050-0111937*] The technical data represent rated values for an ambient temperature of 25°C. The data values for the luminous flux are initially subject to a tolerance of +/- 10%, those for the electrical connected load are initially subject to a tolerance of +/- 10%, and those for the colour temperature are initially subject to a tolerance of +/- 150 K. No liability is assumed for typographical or printing errors. The general terms and conditions of XAL GmbH apply.
© XAL GmbH · Auer-Welsbach-Gasse 36 · 8055 Graz · Austria · www.xal.com

06.04.2025

JUST 32 FOCUS

MOVE IT 25
050-0111937



Project / Type

Notes

Count / Date

Maintenance Factors

Operating Time [h]	10 000	20 000	30 000	40 000	50 000
LLMF	0.964	0.923	0.884	0.847	0.811
LSF	1	1	1	1	1

MF	LMF × RSMF × LLMF × LSF	RSMF ^a	Room Surface Maintenance Factor
MF	Maintenance Factor	LLMF	Lamp Lumens Maintenance Factor
LMF ^a	Luminaire Maintenance Factor	LSF	Lamp Survival Faktor

^a According to "CIE 97, Maintenance of indoor electric lighting systems", 2005, ISBN 3-900-734-34-8. The values must be determined by the planner.

Optical accessories

HONEYCOMB LOUVER

COLOUR	Ø (MM)	ARTICLE NUMBER(S)
jet black	30	007-1965178

