

# JUST 45 MOVE IT 25 / 25 S / 45

050-0131017F



Project / Type

Notes

Count / Date



## General

Ceiling , Track

tilt max 90°

rotation 360°

white , RAL 9016 <sup>1</sup>

IP20

960 lm

optical inset 117 lm/W<sup>2</sup>

## LED

3000 K

CRI ≥ 90

L80 / 50000 h

initial MacAdam ≤ 2 SDCM

R<sub>g</sub>: 99 , R<sub>r</sub>: 90 , R<sub>t(1-5)</sub>: 87

MR 0.6

MDER 0.54

## Optical

flood

beam angle 44°

PstLM ≤ 1.0 <sup>3</sup>

SVM ≤ 0.4 <sup>3</sup>

## Electrical

non DIM

48 V

fixture 10.9 W

optical inset 8.2 W

PC3

## Physical

diameter 45 mm

height 68 mm

0.2 kg

<sup>1</sup> RAL code


<sup>2</sup> OPTICAL INSET: incl. consideration of optical losses

<sup>3</sup> Value of containing product at full load (undimmed)

## Installation instructions

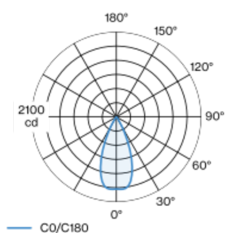


## Lighting calculator



Cylindrical spotlight in aluminium; surface white powder coated; 360° rotatable and 90° tiltable; spotlight can be installed and moved without tools by means of magnetic holders+locking; power supplied via MOVE IT system track profile; hot plug protection; passive cooling of the LEDs through improved heat sink geometry; with COB (Chip on Board) technology for maximum efficiency; no appearance of multiple shadows; light colour 3000 K; binning initial MacAdam ≤ 2 SDCM; CRI ≥ 90; min. 80% of luminous flux after 50000 operating hours; energy efficient LEDs with high CRI; good glare control through recessed light point level; incl. high quality lens system; precise radiation characteristic with 44° beam; degree of protection IP20; PC3; 48 V; non-dimmable; optical attachment available as accessory; accessories are listed separately; light source not replaceable;

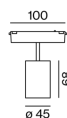
## Light distribution



flood 44°

h (m)	E0° (lx)	ø (m)
1	1780	0.82
2	450	1.64
3	200	2.45
4	110	3.27
5	70	4.09

## Product drawing



# JUST 45 MOVE IT 25 / 25

## S / 45

050-0131017F



Project / Type

Notes

Count / Date

### Maintenance Factors

Operating Time [h]	10 000	20 000	30 000	40 000	50 000
LLMF	0.964	0.923	0.884	0.847	0.811
LSF	1	1	1	1	1

MF

MF

LMF<sup>a</sup>

LMF × RSMF × LLMF × LSF

Maintenance Factor

Luminaire Maintenance Factor

RSMF<sup>a</sup>

LLMF

LSF

Room Surface Maintenance Factor

Lamp Lumens Maintenance Factor

Lamp Survival Faktor

<sup>a</sup> According to "CIE 97, Maintenance of indoor electric lighting systems", 2005, ISBN 3-900-734-34-8. The values must be determined by the planner.

### Optical accessories

#### HONEYCOMB LOUVER

COLOUR	Ø (MM)	ARTICLE NUMBER(S)
jet black	42	007-1965188

