

JUST 45 MOVE IT 25 / 25 S / 45


050-013101XF



Project / Type

Notes

Count / Date



General

Ceiling , Track

tilt max 90°

rotation 360°

special colours

IP20

960 lm

optical inset 117 lm/W¹

LED

3000 K

CRI ≥ 90

L80 / 50000 h

initial MacAdam ≤ 2 SDCM

R_g: 99 , R_r: 90 , R_{t(1-5)}: 87

MR 0.6

MDER 0.54

Optical

flood

beam angle 44°

PstLM ≤ 1.0 ²

SVM ≤ 0.4 ²

Electrical

non DIM

48 V

fixture 10.9 W

fixture 88 lm/W³

optical inset 8.2 W

PC3

Physical

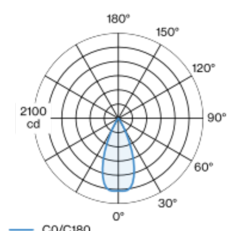
diameter 45 mm

height 68 mm

0.2 kg

Cylindrical spotlight in aluminium; surface special colours powder coated; 360° rotatable and 90° tiltable; spotlight can be installed and moved without tools by means of magnetic holders+locking; power supplied via MOVE IT system track profile; hot plug protection; passive cooling of the LEDs through improved heat sink geometry; with COB (Chip on Board) technology for maximum efficiency; no appearance of multiple shadows; light colour 3000 K; binning initial MacAdam ≤ 2 SDCM; CRI ≥ 90; min. 80% of luminous flux after 50000 operating hours; energy efficient LEDs with high CRI; good glare control through recessed light point level; incl. high quality lens system; precise radiation characteristic with 44° beam; degree of protection IP20; PC3; 48 V; non-dimmable; optical attachment available as accessory; accessories are listed separately; light source not replaceable;

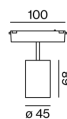
Light distribution



flood 44°

h (m)	EO° (lx)	ø (m)
1	1780	0.82
2	450	1.64
3	200	2.45
4	110	3.27
5	70	4.09

Product drawing



¹ OPTICAL INSET: incl. consideration of optical losses

² Value of containing product at full load (undimmed)

³ FIXTURE: incl. consideration of optical losses & internal control unit losses SYSTEM: incl. consideration of optical losses, internal control unit losses & operating device efficiency.

Installation instructions



Lighting calculator



JUST 45 MOVE IT 25 / 25

S / 45

050-013101XF



Project / Type

Notes

Count / Date

Maintenance Factors

Operating Time [h]	10 000	20 000	30 000	40 000	50 000
LLMF	0.964	0.923	0.884	0.847	0.811
LSF	1	1	1	1	1

MF	LMF × RSMF × LLMF × LSF	RSMF ^a	Room Surface Maintenance Factor
MF	Maintenance Factor	LLMF	Lamp Lumens Maintenance Factor
LMF ^a	Luminaire Maintenance Factor	LSF	Lamp Survival Faktor

^a According to "CIE 97, Maintenance of indoor electric lighting systems", 2005, ISBN 3-900-734-34-8. The values must be determined by the planner.

Optical accessories

HONEYCOMB LOUVER

COLOUR	Ø (MM)	ARTICLE NUMBER(S)
jet black	42	007-1965188

