

# JUST 45 MOVE IT 25 / 25 S / 45

050-013103XV



Project / Type

Notes

Count / Date



## General

Ceiling , Track

tilt max 90°

rotation 360°

special colours

IP20

258 lm

optical inset 57 lm/W<sup>1</sup>

## LED

3000 K

CRI ≥ 90

L85 / 50000 h

initial MacAdam ≤ 3 SDCM

R<sub>g</sub>: 98 , R<sub>r</sub>: 91 , R<sub>t(1-15)</sub>: 89

MR 0.6

MDER 0.55

## Optical

super spot

beam angle 8°

P<sub>stLM</sub> ≤ 1.0 <sup>2</sup>

SVM ≤ 0.4 <sup>2</sup>

## Electrical

DALI-2 single control

48 V

fixture 6.0 W

fixture 43 lm/W<sup>3</sup>

optical inset 4.5 W

PC3

1 DALI Addr.

## Physical

diameter 45 mm

height 68 mm

0.2 kg

<sup>1</sup> OPTICAL INSET: incl. consideration of optical losses


<sup>2</sup> Value of containing product at full load (undimmed)

<sup>3</sup> FIXTURE: incl. consideration of optical losses & internal control unit losses SYSTEM: incl. consideration of optical losses, internal control unit losses & operating device efficiency.

## Installation instructions

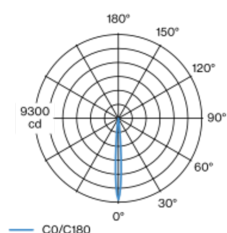


## Lighting calculator



Cylindrical spotlight in aluminium; surface special colours powder coated; 360° rotatable and 90° tiltable; spotlight can be installed and moved without tools by means of magnetic holders+locking; power supplied via MOVE IT system track profile; hot plug protection; passive cooling of the LEDs through improved heat sink geometry; with high power LED for maximum efficiency; no appearance of multiple shadows; light colour 3000 K; binning initial MacAdam ≤ 3 SDCM; CRI ≥ 90; min. 85% of luminous flux after 50000 operating hours; energy efficient LEDs with high CRI; good glare control through recessed light point level; incl. high quality lens system; precise radiation characteristic with 8° beam; degree of protection IP20; PC3; 48 V; DALI single control; flicker-free visual comfort through analogue current control (minimum value 1%); optical attachment available as accessory; accessories are listed separately; light source not replaceable;

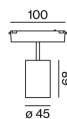
## Light distribution



super spot 8°

h (m)	E0° (lx)	ø (m)
1	9020	0.14
2	2250	0.28
3	1000	0.41
4	560	0.55
5	360	0.69

## Product drawing



# JUST 45 MOVE IT 25 / 25

## S / 45

050-013103XV



Project / Type

Notes

Count / Date

### Maintenance Factors

Operating Time [h]	10 000	20 000	30 000	40 000	50 000
LLMF	0.98	0.95	0.92	0.89	0.86
LSF	1	1	1	1	1

MF	LMF × RSMF × LLMF × LSF	RSMF <sup>a</sup>	Room Surface Maintenance Factor
MF	Maintenance Factor	LLMF	Lamp Lumens Maintenance Factor
LMF <sup>a</sup>	Luminaire Maintenance Factor	LSF	Lamp Survival Faktor

<sup>a</sup> According to "CIE 97, Maintenance of indoor electric lighting systems", 2005, ISBN 3-900-734-34-8. The values must be determined by the planner.

### Optical accessories

#### HONEYCOMB LOUVER

COLOUR	Ø (MM)	ARTICLE NUMBER(S)
jet black	42	007-1965188

