

# JUST 32 FOCUS

MOVE IT 25

050-011101X



Project / Type

Notes

Count / Date



## General

Ceiling / Wall , Track

tilt max 90°

rotation 360°

special colours

IP20

332<sup>1</sup>-411<sup>2</sup> lm

## LED

3000 K

CRI ≥ 90

L80 / 50000 h

initial MacAdam ≤ 2 SDCM

R<sub>g</sub>: 99 , R<sub>f</sub>: 90 , R<sub>(1-15)</sub>: 87

MR 0.6

MDER 0.54

## Optical

focus

beam angle 17°<sup>1</sup>-43°<sup>2</sup>

PstLM ≤ 1.0 <sup>3</sup>

SVM ≤ 0.4 <sup>3</sup>

## Electrical

non DIM

system 5.5 W

PC3 48V

system 60<sup>1</sup>-75<sup>2</sup> lm/W<sup>4</sup>

## Physical

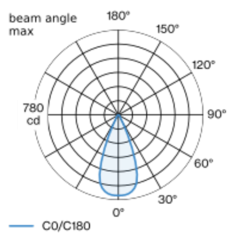
diameter 32 mm

height 73 mm

0.2 kg

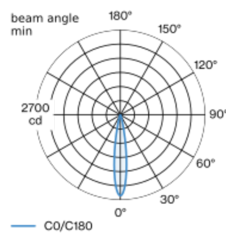
Cylindrical spotlight in aluminium; surface special colours powder coated; 360° rotatable and 90° tiltable; spotlight can be installed and moved without tools by means of magnetic holders+locking; power supplied via MOVE IT system track profile; hot plug protection; passive cooling of the LEDs through improved heat sink geometry; with COB (Chip on Board) technology for maximum efficiency; no appearance of multiple shadows; light colour 3000 K; binning initial MacAdam ≤ 2 SDCM; CRI ≥ 90; min. 80% of luminous flux after 50000 operating hours; energy efficient LEDs with high CRI; good glare control through recessed light point level; incl. high quality plano-convex glass lens; precise object focusing through adjustable lens; adjustable beam angle of 17° - 43°; focusing by means of patented slider on the spotlight head; degree of protection IP20; PC3 48V; non-dimmable; optical attachment available as accessory; accessories are listed separately; light source not replaceable;

## Light distribution



focus 43°

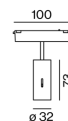
h (m)	E0° (lx)	ø (m)
1	740	0.80
2	185	1.59
3	82	2.39
4	46	3.18
5	30	3.98



focus 17°

h (m)	E0° (lx)	ø (m)
1	2570	0.30
2	640	0.59
3	290	0.89
4	160	1.19
5	100	1.49

## Product drawing



<sup>1</sup> beam angle min <sup>2</sup> beam angle max

<sup>3</sup> Value of containing product at full load (undimmed)

<sup>4</sup> incl. optical losses and the efficiency of the operating device (converter)

## Installation instructions



[050-011101X] The technical data represent rated values for an ambient temperature of 25°C. The data values for the luminous flux are initially subject to a tolerance of +/- 10%, those for the electrical connected load are initially subject to a tolerance of +/- 10%, and those for the colour temperature are initially subject to a tolerance of +/- 150 K. No liability is assumed for typographical or printing errors. The general terms and conditions of XAL GmbH apply.  
© XAL GmbH · Auer-Welsbach-Gasse 36 · 8055 Graz · Austria · www.xal.com

21.11.2024

1 / 2

# JUST 32 FOCUS

MOVE IT 25  
050-011101X



Project / Type

Notes

Count / Date

## Maintenance Factors

Operating Time [h]	10 000	20 000	30 000	40 000	50 000
LLMF	0.964	0.923	0.884	0.847	0.811
LSF	1	1	1	1	1

MF

MF

LMF<sup>a</sup>

LMF × RSMF × LLMF × LSF

Maintenance Factor

Luminaire Maintenance Factor

RSMF<sup>a</sup>

LLMF

LSF

Room Surface Maintenance Factor

Lamp Lumens Maintenance Factor

Lamp Survival Faktor

<sup>a</sup> According to "CIE 97, Maintenance of indoor electric lighting systems", 2005, ISBN 3-900-734-34-8. The values must be determined by the planner.

## Optical accessories

### HONEYCOMB LOUVER

COLOUR	Ø (MM)	ARTICLE NUMBER(S)
jet black	30	007-1965178

