

# JUST 32 FOCUS

MOVE IT 25

050-0111137



Project / Type

Notes

Count / Date



## General

Ceiling / Wall , Track

tilt max 90°

rotation 360°

white , RAL9016 <sup>1</sup>

IP20

347<sup>2</sup>-429<sup>3</sup> lm

## LED

4000 K

CRI ≥ 90

L80 / 50000 h

initial MacAdam ≤ 2 SDCM

R<sub>g</sub>: 98 , R<sub>f</sub>: 90 , R<sub>(1-15)</sub>: 88

MR 0.8

MDER 0.72

## Optical

focus

beam angle 17°<sup>2</sup>-43°<sup>3</sup>

PstLM ≤ 1.0 <sup>4</sup>

SVM ≤ 0.4 <sup>4</sup>

Cylindrical spotlight in aluminium; surface white powder coated; 360° rotatable and 90° tiltable; spotlight can be installed and moved without tools by means of magnetic holders+locking; power supplied via MOVE IT system track profile; hot plug protection; passive cooling of the LEDs through improved heat sink geometry; with COB (Chip on Board) technology for maximum efficiency; no appearance of multiple shadows; light colour 4000 K; binning initial MacAdam ≤ 2 SDCM; CRI ≥ 90; min. 80% of luminous flux after 50000 operating hours; energy efficient LEDs with high CRI; good glare control through recessed light point level; incl. high quality plano-convex glass lens; precise object focusing through adjustable lens; adjustable beam angle of 17° - 43°; focusing by means of patented slider on the spotlight head; degree of protection IP20; PC3 48V; DALI single control; flicker-free visual comfort through analogue current control (minimum value 1%); optical attachment available as accessory; accessories are listed separately; light source not replaceable;

## Electrical

DALI-2 single control

system 5.5 W

PC3 48V

system 63<sup>2</sup>-78<sup>3</sup> lm/W<sup>5</sup>

1 DALI Addr.

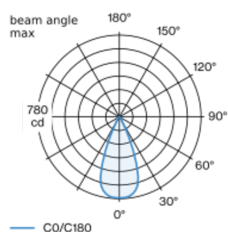
## Physical

diameter 32 mm

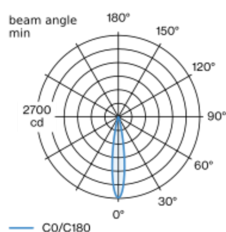
height 73 mm

0.2 kg

## Light distribution

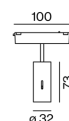


focus 43°



focus 17°

## Product drawing



<sup>1</sup> RAL code <sup>2</sup> beam angle min <sup>3</sup> beam angle max

<sup>4</sup> Value of containing product at full load (undimmed)

<sup>5</sup> incl. optical losses and the efficiency of the operating device (converter)

## Installation instructions



# JUST 32 FOCUS

MOVE IT 25  
050-0111137



Project / Type

Notes

Count / Date

## Maintenance Factors

Operating Time [h]	10 000	20 000	30 000	40 000	50 000
LLMF	0.964	0.923	0.884	0.847	0.811
LSF	1	1	1	1	1

MF	LMF × RSMF × LLMF × LSF	RSMF <sup>a</sup>	Room Surface Maintenance Factor
MF	Maintenance Factor	LLMF	Lamp Lumens Maintenance Factor
LMF <sup>a</sup>	Luminaire Maintenance Factor	LSF	Lamp Survival Faktor

<sup>a</sup> According to "CIE 97, Maintenance of indoor electric lighting systems", 2005, ISBN 3-900-734-34-8. The values must be determined by the planner.

## Optical accessories

### HONEYCOMB LOUVER

COLOUR	Ø (MM)	ARTICLE NUMBER(S)
jet black	30	007-1965178

