


# SASSO 60 square downlight

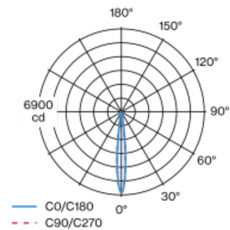
semi-recessed

048-30012177S 002-90742

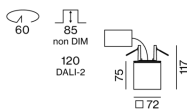


Square semi-recessed spotlight made of aluminium; surface white (housing/light inset); luminaire housing can be attached to mounting plate without tools by interlock; passive cooling of the LEDs through improved heat sink geometry; with COB (Chip on Board) technology for maximum efficiency; no appearance of multiple shadows; light colour 3500 K; binning initial MacAdam  $\leq 2$  SDCM; CRI  $\geq 90$ ; energy efficient LEDs with high CRI; incl. high quality lens system; precise radiation characteristic with  $12^\circ$  beam; UGR  $\leq 19$ ; degree of protection IP40; PC2 220-240V; incl. converter, non dimmable; external converter for ceiling insertion, through-wiring suitable; light source replaceable by an authorized professional; control gear replaceable by an authorized professional;

## Light distribution



## Product drawing



Project / Type \_\_\_\_\_

Notes \_\_\_\_\_

Count / Date \_\_\_\_\_



## General

Ceiling , Semi-Recessed \_\_\_\_\_

white , RAL9016/white <sup>1</sup> \_\_\_\_\_

Inner colour white \_\_\_\_\_

front IP40 , back IP20 \_\_\_\_\_

595 lm \_\_\_\_\_

## LED

3500 K \_\_\_\_\_

CRI  $\geq 90$  \_\_\_\_\_

initial MacAdam  $\leq 2$  SDCM \_\_\_\_\_

R<sub>g</sub>: 99 , R<sub>f</sub>: 90 , R<sub>(1-5)</sub>: 87 \_\_\_\_\_

MR 0.6 \_\_\_\_\_

MDER 0.54 \_\_\_\_\_

## Optical

spot \_\_\_\_\_

beam angle  $12^\circ$  \_\_\_\_\_

UGR  $< 19$  \_\_\_\_\_

PstLM  $\leq 1.0$  <sup>2</sup> \_\_\_\_\_

SVM  $\leq 0.4$  <sup>2</sup> \_\_\_\_\_

## Electrical

non DIM \_\_\_\_\_

system 10.8 W \_\_\_\_\_

inset 8.8 W \_\_\_\_\_

36 V<sub>f</sub> \_\_\_\_\_

250 mA \_\_\_\_\_

PC2 220-240V \_\_\_\_\_

system 55 lm/W<sup>3</sup> \_\_\_\_\_

inset 67 lm/W<sup>4</sup> \_\_\_\_\_

## Physical

length 72 mm \_\_\_\_\_

width 72 mm \_\_\_\_\_

height 75 mm \_\_\_\_\_

0.46 kg \_\_\_\_\_

## Cutout

diameter 60 mm \_\_\_\_\_

recessed depth 85 mm \_\_\_\_\_

<sup>1</sup> RAL code <sup>2</sup> Value of containing product at full load (undimmed)

<sup>3</sup> incl. optical losses and the efficiency of the operating device (converter)

<sup>4</sup> incl. optical losses

## Installation instructions



## Lighting calculator



SASSO 60 square  
downlight

semi-recessed

048-30012177S 002-90742



Project / Type

Notes

Count / Date

Circuit Breaker Types

Automatic Circuit Breaker Type	Number of Fixtures
B10	57
B13	75
B16	92
B20	115
C10	57
C13	75
C16	92
C20	115

Components

POWER SUPPLY

TYPE	L·W·H (MM)	ARTICLE NUMBER(S)
10 W	65-39-20	002-90742



Optional electrical accessories

DIN RAIL POWER SUPPLY

TYPE	L·W·H (MM)	ARTICLE NUMBER(S)
160 W	72-90-63	005-6520210



DIN RAIL LED DRIVER

TYPE	L·W·H (MM)	ARTICLE NUMBER(S)
DALI-2   200-1050 mA   2 x 42W	36-88-59	005-6121030

