


SASSO 60 square downlight

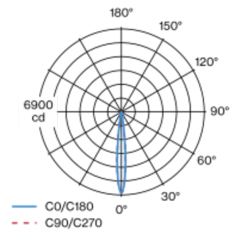
semi-recessed

048-30012177S 002-90746

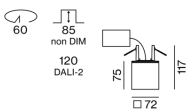


Square semi-recessed spotlight made of aluminium; surface white (housing/light inset); luminaire housing can be attached to mounting plate without tools by interlock; passive cooling of the LEDs through improved heat sink geometry; with COB (Chip on Board) technology for maximum efficiency; no appearance of multiple shadows; light colour 3500 K; binning initial MacAdam ≤ 2 SDCM; CRI ≥ 90 ; energy efficient LEDs with high CRI; incl. high quality lens system; precise radiation characteristic with 12° beam; UGR ≤ 19 ; degree of protection IP40; PC2 220-240V; incl. DALI-2 converter; flicker-free visual comfort through analogue current control (minimum value 1%); external converter for ceiling insertion, through-wiring suitable; light source replaceable by an authorized professional; control gear replaceable by an authorized professional;

Light distribution



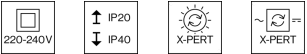
Product drawing



Project / Type _____

Notes _____

Count / Date _____



General

Ceiling , Semi-Recessed _____

white , RAL9016/white ¹ _____

Inner colour white _____

front IP40 , back IP20 _____

595 lm _____

LED

3500 K _____

CRI ≥ 90 _____

initial MacAdam ≤ 2 SDCM _____

R_g: 99 , R_f: 90 , R₍₁₋₁₅₎: 87 _____

MR 0.6 _____

MDER 0.54 _____

Optical

spot _____

beam angle 12° _____

UGR < 19 _____

PstLM ≤ 1.0 ² _____

SVM ≤ 0.4 ² _____

Electrical

DALI-2 _____

system 10.8 W _____

inset 8.8 W _____

36 Vf _____

250 mA _____

PC2 220-240V _____

system 55 lm/W³ _____

inset 67 lm/W⁴ _____

1 DALI Addr. _____

Physical

length 72 mm _____

width 72 mm _____

height 75 mm _____

0.52 kg _____

Cutout

diameter 60 mm _____

recessed depth 120 mm _____

¹ RAL code ² Value of containing product at full load (undimmed)
³ incl. optical losses and the efficiency of the operating device (converter)
⁴ incl. optical losses

Installation instructions



Lighting calculator



SASSO 60 square downlight

semi-recessed
048-30012177S 002-90746



Project / Type

Notes

Count / Date

Circuit Breaker Types

Automatic Circuit Breaker Type	Number of Fixtures
B10	18
B16	30
C10	23
C16	36

Components

POWER SUPPLY

TYPE	L·W·H (MM)	ARTICLE NUMBER(S)
28 W	143-43-30	002-90746

Optional electrical accessories

DIN RAIL POWER SUPPLY

TYPE	L·W·H (MM)	ARTICLE NUMBER(S)
160 W	72-90-63	005-6520210



DIN RAIL LED DRIVER

TYPE	L·W·H (MM)	ARTICLE NUMBER(S)
DALI-2 200-1050 mA 2 x 42W	36-88-59	005-6121030

