

SASSO 60 round downlight

trimless exposed concrete

048-2602117S 048-2695210 002-90746



Project / Type

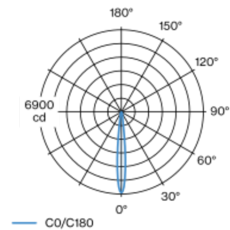
Notes

Count / Date

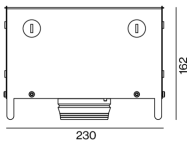
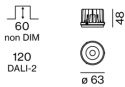


Round recessed spotlight in die-cast aluminium; 1 lamp; surface white; installation without tools in mounting set due to patented ball catch system; concrete housings for exposed concrete ceilings; for trimless installation; passive cooling of the LEDs through improved heat sink geometry; with COB (Chip on Board) technology for maximum efficiency; no appearance of multiple shadows; light colour 4000 K; binning initial MacAdam ≤ 2 SDCM; CRI ≥ 90 ; energy efficient LEDs with high CRI; incl. high quality lens system; precise radiation characteristic with 11° beam; degree of protection from below IP44 (from above IP20); PC2 220-240V; incl. DALI-2 converter; light source replaceable by an authorized professional; control gear replaceable by an authorized professional;

Light distribution



Product drawing



General

Ceiling , Recessed

rotation 360°

white , RAL9016 ¹

Mounting set white aluminium

front IP44 , back IP20

584 lm

LED

4000 K

CRI ≥ 90

initial MacAdam ≤ 2 SDCM

R_g: 98 , R_f: 90 , R_{t(1-15)}: 88

MR 0.8

MDER 0.72

Optical

spot

beam angle 11°

PstLM ≤ 1.0 ²

SVM ≤ 0.4 ²

Electrical

DALI-2

system 10.4 W

inset 8.8 W

36 Vf

250 mA

PC2 220-240V

system 56 lm/W³

inset 66 lm/W⁴

Physical

trimless for exposed concrete ceiling

length 230 mm

width 230 mm

height 162 mm

2.41 kg

Cutout

recessed depth 120 mm

¹ RAL code ² Value of containing product at full load (undimmed)
³ incl. optical losses and the efficiency of the operating device (converter)
⁴ incl. optical losses

Installation instructions



Lighting calculator



SASSO 60 round downlight

trimless exposed concrete

048-2602117S 048-2695210 002-90746



Project / Type

Notes

Count / Date

Components

EXPOSED CONCRETE MOUNTING HOUSING

COLOUR	L-W-H (MM)	ARTICLE NUMBER(S)
white aluminium	230-230-162	048-2695210

POWER SUPPLY

TYPE	L-W-H (MM)	ARTICLE NUMBER(S)
28 W	143-43-30	002-90746

Optional electrical accessories

DIN RAIL POWER SUPPLY

TYPE	L-W-H (MM)	ARTICLE NUMBER(S)
160 W	72-90-63	005-6520210

DIN RAIL LED DRIVER

TYPE	L-W-H (MM)	ARTICLE NUMBER(S)
DALI-2 200-1050 mA 2 x 42W	36-88-59	005-6121030

