

# SASSO 60 round downlight

trimless exposed concrete

048-2602911W 048-2695210 002-90746



Project / Type

Notes

Count / Date



General

Ceiling , Recessed

rotation 360°

black , RAL9005 <sup>1</sup>

Mounting set white aluminium

front IP44 , back IP20

848 lm

LED

2700 K

CRI ≥ 90

L80 / 50000 h

initial MacAdam ≤ 2 SDCM

R<sub>g</sub>: 97 , R<sub>f</sub>: 91 , R<sub>{1-15}</sub>: 87

MR 0.52

MDER 0.47

Optical

wide flood

beam angle 55°

≥65° <1500 cd/m<sup>2</sup>

PstLM ≤ 1.0 <sup>2</sup>

SVM ≤ 0.4 <sup>2</sup>

Electrical

DALI-2

10.2 W

inset 8.7 W

36 Vf

250 mA

PC2 220-240V

83 lm/W

inset 98 lm/W

1 DALI Addr.

Physical

trimless for exposed concrete ceiling

length 230 mm

width 230 mm

height 162 mm

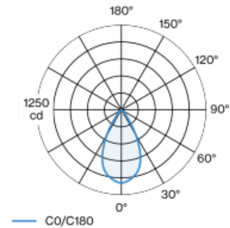
2.41 kg

Cutout

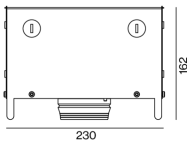
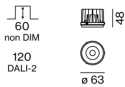
recessed depth 120 mm

<sup>1</sup> RAL code <sup>2</sup> Value of containing product at full load (undimmed)

## Light distribution



## Product drawing



## Installation instructions



## Lighting calculator



# SASSO 60 round downlight

trimless exposed concrete

048-2602911W 048-2695210 002-90746



Project / Type

Notes

Count / Date

## Maintenance Factors

Operating Time [h]	10 000	20 000	30 000	40 000	50 000
LLMF	0.964	0.923	0.884	0.847	0.811
LSF	1	1	1	1	1
MF	LMF × RSMF × LLMF × LSF		RSMF <sup>a</sup> Room Surface Maintenance Factor		
MF	Maintenance Factor		LLMF Lamp Lumens Maintenance Factor		
LMF <sup>a</sup>	Luminaire Maintenance Factor		LSF Lamp Survival Faktor		

<sup>a</sup> According to "CIE 97, Maintenance of indoor electric lighting systems", 2005, ISBN 3-900-734-34-8. The values must be determined by the planner.

## Circuit Breaker Types

Automatic Circuit Breaker Type	Number of Fixtures
B10	18
B16	30
C10	23
C16	36

## Components

### EXPOSED CONCRETE MOUNTING HOUSING

COLOUR	L-W-H (MM)	ARTICLE NUMBER(S)
white aluminium	230-230-162	048-2695210



### POWER SUPPLY

TYPE	L-W-H (MM)	ARTICLE NUMBER(S)
28 W	143-43-30	002-90746

## Optional electrical accessories

### DIN RAIL POWER SUPPLY

TYPE	L-W-H (MM)	ARTICLE NUMBER(S)
160 W	72-90-63	005-6520210



### DIN RAIL LED DRIVER

TYPE	L-W-H (MM)	ARTICLE NUMBER(S)
DALI-2   200-1050 mA   2 x 42W	36-88-59	005-6121030

