

SASSO 60 square downlight

trim 2 lamps


048-2612917F 048-2699317 002-90746



Project / Type

Notes

Count / Date



General

Ceiling , Recessed

white , RAL9016 ¹

Mounting set traffic white

front IP44 , back IP20

1780 lm

LED

2700 K

CRI ≥ 90

L80 / 50000 h

initial MacAdam ≤ 2 SDCM

R_g: 97 , R_f: 91 , R_{f(1-15)}: 87

MR 0.52

MDER 0.47

Optical

flood

beam angle 44°

UGR < 19

PstLM ≤ 1.0 ²

SVM ≤ 0.4 ²

Electrical

DALI-2

system 20.5 W

inset 8.7 W

36 V

250 mA

total insets 17.4 W

PC2 220-240V

system 87 lm/W³

inset 103 lm/W⁴

1 DALI Addr.

Physical

trim

length 147 mm

width 81 mm

height 48 mm

0.34 kg

Cutout

length 138 mm

width 73 mm

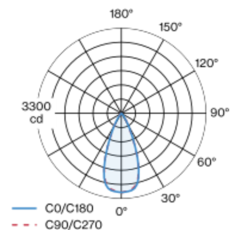
min. ceiling thickness 2 mm

max. ceiling thickness 25 mm

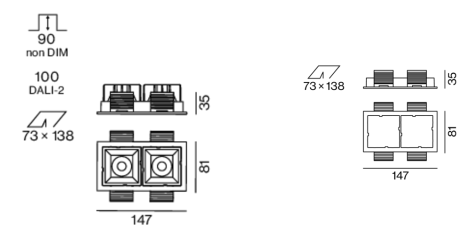
recessed depth 100 mm

Recessed square spotlight in die-cast aluminium; 2 lamps; surface white; installation without tools in mounting set due to patented ball catch system; rectangular installation housing; with trim traffic white; suitable for ceiling thickness of 2-25 mm; passive cooling of the LEDs through improved heat sink geometry; with COB (Chip on Board) technology for maximum efficiency; no appearance of multiple shadows; light colour 2700 K; binning initial MacAdam ≤ 2 SDCM; CRI ≥ 90; min. 80% of luminous flux after 50000 operating hours; energy efficient LEDs with high CRI; incl. high quality lens system; precise radiation characteristic with 44° beam; UGR ≤ 19; degree of protection from below IP44 (from above IP20); PC2 220-240V; incl. DALI-2 converter; through wiring connection box, 3-pole or 5-pole, available as an accessory; accessories are listed separately; light source replaceable by an authorized professional; control gear replaceable by an authorized professional;

Light distribution



Product drawing



SASSO 60 square downlight

trim 2 lamps

048-2612917F 048-2699317 002-90746



Project / Type

Notes

Count / Date

Installation
instructions



Lighting
calculator



SASSO 60 square downlight

trim 2 lamps

048-2612917F 048-2699317 002-90746



Project / Type

Notes

Count / Date

Maintenance Factors

Operating Time [h]	10 000	20 000	30 000	40 000	50 000
LLMF	0.964	0.923	0.884	0.847	0.811
LSF	1	1	1	1	1
MF	LMF × RSMF × LLMF × LSF		RSMF ^a	Room Surface Maintenance Factor	
MF	Maintenance Factor		LLMF	Lamp Lumens Maintenance Factor	
LMF ^a	Luminaire Maintenance Factor		LSF	Lamp Survival Faktor	

^a According to "CIE 97, Maintenance of indoor electric lighting systems", 2005, ISBN 3-900-734-34-8. The values must be determined by the planner.

Circuit Breaker Types

Automatic Circuit Breaker Type	Number of Fixtures
B10	18
B16	30
C10	23
C16	36

Components

MOUNTING SET with trim 2 lamps

TYPE	COLOUR	L-W-H (MM)	ARTICLE NUMBER(S)
for intermediate ceilings	traffic white	147-81-35	048-2699317



POWER SUPPLY

TYPE	L-W-H (MM)	ARTICLE NUMBER(S)
28 W	143-43-30	002-90746

Mounting accessories

THROUGH WIRING CONNECTION BOX

TYPE	L-W-H (MM)	ARTICLE NUMBER(S)
non DIM cable ø 4 – 12 mm	105-58-30	005-253110
DALI cable ø 4 – 12 mm	105-58-30	005-255110



Mounting accessories

PRIMED CONCRETE MOUNTING HOUSING

COLOUR	L-W-H (MM)	ARTICLE NUMBER(S)
white aluminium	614-307-120	048-2695110



Optional electrical accessories

DIN RAIL POWER SUPPLY

TYPE	L-W-H (MM)	ARTICLE NUMBER(S)
160 W	72-90-63	005-6520210



DIN RAIL LED DRIVER

TYPE	L-W-H (MM)	ARTICLE NUMBER(S)
DALI-2 200-1050 mA 2 x 42W	36-88-59	005-6121030

