

SASSO 60 square downlight

trim 2 lamps

048-2612911W 048-269931G 002-90746



Project / Type

Notes

Count / Date



General

Ceiling , Recessed

black , RAL9005 ¹

Mounting set white aluminium

front IP44 , back IP20

1700 lm

LED

2700 K

CRI \geq 90

L80 / 50000 h

initial MacAdam \leq 2 SDCM

R_g: 97 , R_f: 91 , R_{f(1-15)}: 87

MR 0.52

MDER 0.47

Optical

wide flood

beam angle 51°

UGR < 19 , $\geq 65^\circ$ <1500 cd/m²

PstLM \leq 1.0 ²

SVM \leq 0.4 ²

Electrical

DALI-2

220-240 V

system 20.5 W

inset 8.7 W

36 Vf

250 mA

total insets 17.4 W

PC2

system 83 lm/W³

inset 98 lm/W³

1 DALI Addr.

Physical

trim

length 147 mm

width 81 mm

height 48 mm

0.34 kg

Cutout


length 138 mm

width 73 mm

min. ceiling thickness 2 mm

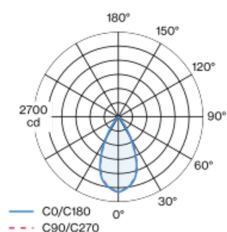
max. ceiling thickness 25 mm

recessed depth 100 mm

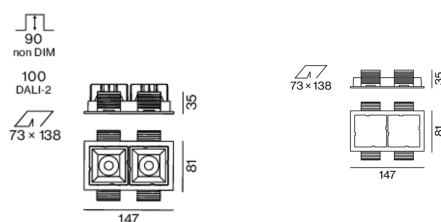


Recessed square spotlight in die-cast aluminium; 2 lamps; surface black; installation without tools in mounting set due to patented ball catch system; rectangular installation housing; with trim white aluminium; suitable for ceiling thickness of 2-25 mm; passive cooling of the LEDs through improved heat sink geometry; with COB (Chip on Board) technology for maximum efficiency; no appearance of multiple shadows; light colour 2700 K; binning initial MacAdam \leq 2 SDCM; CRI \geq 90; min. 80% of luminous flux after 50000 operating hours; energy efficient LEDs with high CRI; incl. high quality lens system; precise radiation characteristic with 51° beam; UGR \leq 19; VDU compatible workplace luminaire according to DIN EN 12464-1; luminance above 65° \leq 1500 cd/m²; degree of protection from below IP44 (from above IP20); PC2; 220-240 V; incl. DALI-2 converter; through wiring connection box, 3-pole or 5-pole, available as an accessory; accessories are listed separately; light source replaceable by an authorized professional; control gear replaceable by an authorized professional;

Light distribution



Product drawing



¹ RAL code ² Value of containing product at full load (undimmed)
³ incl. optical losses and the efficiency of the operating device (converter)

SASSO 60 square downlight

trim 2 lamps

048-2612911W 048-269931G 002-90746



Project / Type

Notes

Count / Date

Installation
instructions



Lighting
calculator



SASSO 60 square downlight

trim 2 lamps

048-2612911W 048-269931G 002-90746



Project / Type

Notes

Count / Date

Maintenance Factors

Operating Time [h]	10 000	20 000	30 000	40 000	50 000
LLMF	0.964	0.923	0.884	0.847	0.811
LSF	1	1	1	1	1
MF	LMF × RSMF × LLMF × LSF		RSMF ^a	Room Surface Maintenance Factor	
MF	Maintenance Factor		LLMF	Lamp Lumens Maintenance Factor	
LMF ^a	Luminaire Maintenance Factor		LSF	Lamp Survival Faktor	

^a According to "CIE 97, Maintenance of indoor electric lighting systems", 2005, ISBN 3-900-734-34-8. The values must be determined by the planner.

Circuit Breaker Types

Automatic Circuit Breaker Type	Number of Fixtures
B10	18
B16	30
C10	23
C16	36

Components

MOUNTING SET with trim 2 lamps

TYPE	COLOUR	L-W-H (MM)	ARTICLE NUMBER(S)
for intermediate ceilings	white aluminium	147-81-35	048-269931G



POWER SUPPLY

TYPE	L-W-H (MM)	ARTICLE NUMBER(S)
28 W	143-43-30	002-90746

Mounting accessories

THROUGH WIRING CONNECTION BOX

TYPE	L-W-H (MM)	ARTICLE NUMBER(S)
non DIM cable ø 4 – 12 mm, Linect®-Ready	105-58-30	005-253110
DALI cable ø 4 – 12 mm, Linect®-Ready	105-58-30	005-255110



Mounting accessories

PRIMED CONCRETE MOUNTING HOUSING

COLOUR	L-W-H (MM)	ARTICLE NUMBER(S)
white aluminium	614-307-120	048-2695110



Optional electrical accessories

DIN RAIL POWER SUPPLY

TYPE	L-W-H (MM)	ARTICLE NUMBER(S)
160 W	72-90-63	005-6520210



DIN RAIL LED DRIVER

TYPE	L-W-H (MM)	ARTICLE NUMBER(S)
DALI-2 200-1050 mA 2 x 42W	36-88-59	005-6121030

