

# SASSO 60 square downlight

trim 2 lamps

048-2612914F 048-2699318 002-90746



Project / Type

Notes

Count / Date



## General

Ceiling , Recessed

matt silver

Mounting set jet black

front IP44 , back IP20

1830 lm

## LED

2700 K

CRI  $\geq 90$

L80 / 50000 h

initial MacAdam  $\leq 2$  SDCM

R<sub>g</sub>: 97 , R<sub>f</sub>: 91 , R<sub>f(1-15)</sub>: 87

MR 0.52

MDER 0.47

## Optical

flood

beam angle 42°

UGR < 19 ,  $\geq 65^\circ$  <1500 cd/m<sup>2</sup>

PstLM  $\leq 1.0$ <sup>1</sup>

SVM  $\leq 0.4$ <sup>1</sup>

## Electrical

DALI-2

system 20.5 W

inset 8.7 W

36 V<sub>f</sub>

250 mA

total insets 17.4 W

PC2 220-240V

system 89 lm/W<sup>2</sup>

inset 105 lm/W<sup>3</sup>

1 DALI Addr.

## Physical

trim

length 147 mm

width 81 mm

height 48 mm

0.34 kg

## Cutout


length 138 mm

width 73 mm

min. ceiling thickness 2 mm

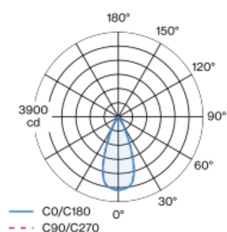
max. ceiling thickness 25 mm

recessed depth 100 mm

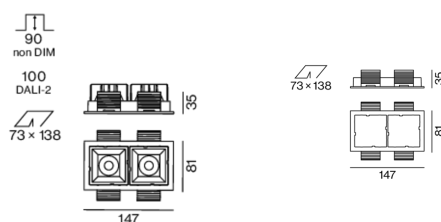


Recessed square spotlight in die-cast aluminium; 2 lamps; surface matt silver; installation without tools in mounting set due to patented ball catch system; rectangular installation housing; with trim jet black; suitable for ceiling thickness of 2-25 mm; passive cooling of the LEDs through improved heat sink geometry; with COB (Chip on Board) technology for maximum efficiency; no appearance of multiple shadows; light colour 2700 K; binning initial MacAdam  $\leq 2$  SDCM; CRI  $\geq 90$ ; min. 80% of luminous flux after 50000 operating hours; energy efficient LEDs with high CRI; incl. high quality lens system; precise radiation characteristic with 42° beam; UGR  $\leq 19$ ; VDU compatible workplace luminaire according to DIN EN 12464-1; luminance above 65°  $\leq 1500$  cd/m<sup>2</sup>; degree of protection from below IP44 (from above IP20); PC2 220-240V; incl. DALI-2 converter; through wiring connection box, 3-pole or 5-pole, available as an accessory; accessories are listed separately; light source replaceable by an authorized professional; control gear replaceable by an authorized professional;

## Light distribution



## Product drawing



<sup>1</sup> Value of containing product at full load (undimmed)

<sup>2</sup> incl. optical losses and the efficiency of the operating device (converter)

<sup>3</sup> incl. optical losses

# SASSO 60 square downlight

trim 2 lamps

048-2612914F 048-2699318 002-90746



Project / Type

Notes

Count / Date

Installation  
instructions



Lighting  
calculator



# SASSO 60 square downlight

trim 2 lamps

048-2612914F 048-2699318 002-90746



Project / Type

Notes

Count / Date

## Maintenance Factors

Operating Time [h]	10 000	20 000	30 000	40 000	50 000
LLMF	0.964	0.923	0.884	0.847	0.811
LSF	1	1	1	1	1
MF	LMF × RSMF × LLMF × LSF		RSMF <sup>a</sup>	Room Surface Maintenance Factor	
MF	Maintenance Factor		LLMF	Lamp Lumens Maintenance Factor	
LMF <sup>a</sup>	Luminaire Maintenance Factor		LSF	Lamp Survival Faktor	

<sup>a</sup> According to "CIE 97, Maintenance of indoor electric lighting systems", 2005, ISBN 3-900-734-34-8. The values must be determined by the planner.

## Circuit Breaker Types

Automatic Circuit Breaker Type	Number of Fixtures
B10	18
B16	30
C10	23
C16	36

## Components

### MOUNTING SET with trim 2 lamps

TYPE	COLOUR	L-W-H (MM)	ARTICLE NUMBER(S)
for intermediate ceilings	jet black	147-81-35	048-2699318



### POWER SUPPLY

TYPE	L-W-H (MM)	ARTICLE NUMBER(S)
28 W	143-43-30	002-90746

## Mounting accessories

### THROUGH WIRING CONNECTION BOX

TYPE	L-W-H (MM)	ARTICLE NUMBER(S)
non DIM cable ø 4 – 12 mm	105-58-30	005-2531110
DALI cable ø 4 – 12 mm	105-58-30	005-2551110



## Mounting accessories

### PRIMED CONCRETE MOUNTING HOUSING

COLOUR	L-W-H (MM)	ARTICLE NUMBER(S)
white aluminium	614-307-120	048-2695110



## Optional electrical accessories

### DIN RAIL POWER SUPPLY

TYPE	L-W-H (MM)	ARTICLE NUMBER(S)
160 W	72-90-63	005-6520210



### DIN RAIL LED DRIVER

TYPE	L-W-H (MM)	ARTICLE NUMBER(S)
DALI-2   200-1050 mA   2 x 42W	36-88-59	005-6121030

