

SASSO 60 round adjustable

trimless exposed concrete

048-2622014W 048-2695210 002-90746



Project / Type

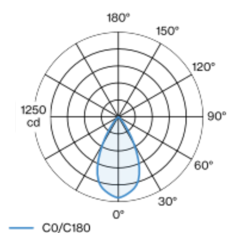
Notes

Count / Date

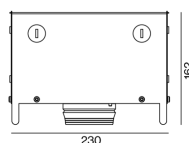
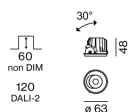


Round recessed spotlight in die-cast aluminium; 1 lamp; surface matt silver; 360° rotatable and 30° tiltable; installation without tools in mounting set due to patented ball catch system; concrete housings for exposed concrete ceilings; for trimless installation; passive cooling of the LEDs through improved heat sink geometry; with COB (Chip on Board) technology for maximum efficiency; no appearance of multiple shadows; light colour 3000 K; binning initial MacAdam ≤ 2 SDCM; CRI ≥ 90 ; min. 80% of luminous flux after 50000 operating hours; energy efficient LEDs with high CRI; incl. high quality lens system; precise radiation characteristic with 54° beam; degree of protection from below IP40 (from above IP20); PC2 220-240V; incl. DALI-2 converter; light source replaceable by an authorized professional; control gear replaceable by an authorized professional;

Light distribution



Product drawing



General

Ceiling , Recessed

tilt max 30°

rotation 360°

matt silver

Mounting set white aluminium

front IP40 , back IP20

930 lm

LED

3000 K

CRI ≥ 90

L80 / 50000 h

initial MacAdam ≤ 2 SDCM

R_g: 99 , R_r: 90 , R_{t(1-5)}: 87

MR 0.6

MDER 0.54

Optical

wide flood

beam angle 54°

$\geq 65^\circ$ <3000 cd/m²

PstLM ≤ 1.0 ¹

SVM ≤ 0.4 ¹

Electrical

DALI-2

system 10.2 W

inset 8.7 W

36 Vf

250 mA

PC2 220-240V

system 91 lm/W²

inset 107 lm/W³

1 DALI Addr.

Physical

trimless for exposed concrete ceiling

length 230 mm

width 230 mm

height 162 mm

2.41 kg

Cutout

recessed depth 120 mm

¹ Value of containing product at full load (undimmed)

² incl. optical losses and the efficiency of the operating device (converter)

³ incl. optical losses

Installation instructions



Lighting calculator



[048-2622014W 048-2695210 002-90746] The technical data represent rated values for an ambient temperature of 25°C. The data values for the luminous flux are initially subject to a tolerance of +/- 10%, those for the electrical connected load are initially subject to a tolerance of +/- 10%, and those for the colour temperature are initially subject to a tolerance of +/- 150 K. No liability is assumed for typographical or printing errors. The general terms and conditions of XAL GmbH apply.

© XAL GmbH · Auer-Welsbach-Gasse 36 · 8055 Graz · Austria · www.xal.com

24.11.2024

1 / 1