

SASSO 60 square downlight

semi-recessed


048-30010177M 002-90746



Project / Type

Notes

Count / Date



General

Ceiling , Semi-Recessed

white , RAL9016/white ¹

Inner colour white

front IP40 , back IP20

887 lm

LED

3000 K

CRI ≥ 90

L80 / 50000 h

initial MacAdam ≤ 2 SDCM

R_g: 99 , R_r: 90 , R_{t(1-15)}: 87

MR 0.6

MDER 0.54

Optical

medium

beam angle 22°

UGR < 19

PstLM ≤ 1.0 ²

SVM ≤ 0.4 ²

Electrical

DALI-2

system 10.2 W

inset 8.7 W

36 Vf

250 mA

PC2 220-240V

system 87 lm/W³

inset 102 lm/W⁴

1 DALI Addr.

Physical

length 72 mm

width 72 mm

height 75 mm

0.52 kg

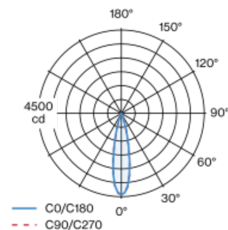
Cutout

diameter 60 mm

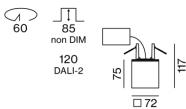
recessed depth 120 mm

Square semi-recessed spotlight made of aluminium; surface white (housing/light inset); luminaire housing can be attached to mounting plate without tools by interlock; passive cooling of the LEDs through improved heat sink geometry; with COB (Chip on Board) technology for maximum efficiency; no appearance of multiple shadows; light colour 3000 K; binning initial MacAdam ≤ 2 SDCM; CRI ≥ 90; min. 80% of luminous flux after 50000 operating hours; energy efficient LEDs with high CRI; incl. high quality lens system; precise radiation characteristic with 22° beam; UGR ≤ 19; degree of protection IP40; PC2 220-240V; incl. DALI-2 converter; flicker-free visual comfort through analogue current control (minimum value 1%); external converter for ceiling insertion, through-wiring suitable; light source replaceable by an authorized professional; control gear replaceable by an authorized professional;

Light distribution



Product drawing



¹ RAL code ² Value of containing product at full load (undimmed)
³ incl. optical losses and the efficiency of the operating device (converter)
⁴ incl. optical losses

Installation instructions



Lighting calculator

