


# SASSO 60 square downlight

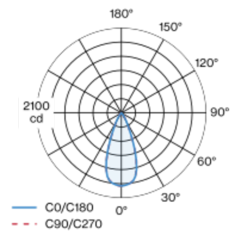
semi-recessed

048-30011179F 002-90746

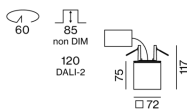


Square semi-recessed spotlight made of aluminium; surface white (housing/light inset); luminaire housing can be attached to mounting plate without tools by interlock; passive cooling of the LEDs through improved heat sink geometry; with COB (Chip on Board) technology for maximum efficiency; no appearance of multiple shadows; light colour 4000 K; binning initial MacAdam  $\leq 2$  SDCM; CRI  $\geq 90$ ; min. 80% of luminous flux after 50000 operating hours; energy efficient LEDs with high CRI; incl. high quality lens system; precise radiation characteristic with 41° beam; UGR  $\leq 19$ ; VDU compatible workplace luminaire according to DIN EN 12464-1; luminance above 65°  $\leq 3000$  cd/m<sup>2</sup>; degree of protection IP40; PC2 220-240V; incl. DALI-2 converter; flicker-free visual comfort through analogue current control (minimum value 1%); external converter for ceiling insertion, through-wiring suitable; light source replaceable by an authorized professional; control gear replaceable by an authorized professional;

## Light distribution



## Product drawing



Project / Type	
Notes	
Count / Date	



## General

Ceiling , Semi-Recessed  
white , RAL9016/gold <sup>1</sup>  
Inner colour gold  
front IP40 , back IP20  
935 lm

## LED

4000 K  
CRI  $\geq 90$   
L80 / 50000 h  
initial MacAdam  $\leq 2$  SDCM  
R<sub>g</sub>: 98 , R<sub>r</sub>: 90 , R<sub>t(1-15)</sub>: 88  
MR 0.8  
MDER 0.72

## Optical

flood  
beam angle 41°  
UGR  $< 19$  ,  $\geq 65^\circ < 3000$  cd/m<sup>2</sup>  
PstLM  $\leq 1.0$  <sup>2</sup>  
SVM  $\leq 0.4$  <sup>2</sup>

## Electrical

DALI-2  
system 10.0 W  
inset 8.5 W  
36 Vf  
250 mA  
PC2 220-240V  
system 94 lm/W<sup>3</sup>  
inset 110 lm/W<sup>4</sup>  
1 DALI Addr.

## Physical

length 72 mm  
width 72 mm  
height 75 mm  
0.52 kg

## Cutout

diameter 60 mm  
recessed depth 120 mm

<sup>1</sup> RAL code <sup>2</sup> Value of containing product at full load (undimmed)  
<sup>3</sup> incl. optical losses and the efficiency of the operating device (converter)  
<sup>4</sup> incl. optical losses

## Installation instructions



## Lighting calculator

