

# MINO 40 reflector

suspended


042-1216038B



Project / Type

Notes

Count / Date



General

Ceiling , Suspended

black , RAL 9005 <sup>1</sup>

Reflector dark chrome

2190 lm/m

IP20

6560 lm

LED

3000 K

CRI ≥ 90

L90 / 50000 h

initial MacAdam ≤ 3 SDCM

R<sub>g</sub>: 99 , R<sub>f</sub>: 91 , R<sub>(1-15)</sub>: 89

MR 0.61

MDER 0.55

Optical

Reflector

Symmetric

UGR < 16 , ≥65° <1500 cd/m²

PstLM ≤ 1.0 <sup>2</sup>

SVM ≤ 0.4 <sup>2</sup>

Electrical

DALI-2

67 W

PC1 220-240V

98 lm/W

22 W/m

Physical

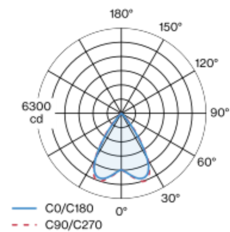
length 3008 mm

width 40 mm

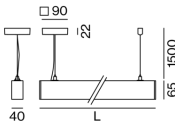
height 65 mm

<sup>1</sup> RAL code <sup>2</sup> Value of containing product at full load (undimmed)

## Light distribution



## Product drawing



Installation instructions

Lighting calculator



# MINO 40 reflector

suspended

042-1216038B



Project / Type

Notes

Count / Date

### Maintenance Factors

Operating Time [h]	10 000	20 000	30 000	40 000	50 000
LLMF	0.98	0.96	0.94	0.92	0.9
LSF	1	1	1	1	1
MF	LMF × RSMF × LLMF × LSF		RSMF <sup>a</sup>	Room Surface Maintenance Factor	
MF	Maintenance Factor		LLMF	Lamp Lumens Maintenance Factor	
LMF <sup>a</sup>	Luminaire Maintenance Factor		LSF	Lamp Survival Faktor	

<sup>a</sup> According to "CIE 97, Maintenance of indoor electric lighting systems", 2005, ISBN 3-900-734-34-8. The values must be determined by the planner.

### Circuit Breaker Types

Automatic Circuit Breaker Type	Number of Fixtures
B10	13
B13	17
B16	21
B20	27
C10	21
C13	28
C16	35
C20	45

