

FRAME 40 reflector

trim


042-7113138R



Project / Type

Notes

Count / Date



Luminaire housing made of extruded aluminium profile; recessed light with wrap around edge; suitable for ceiling thickness of 8-25 mm; surface black powder coated; luminaire profile can be pre-mounted; remaining lamp components mounted without tools; LED light inset incl. high gloss reflector with faceted design; Reflector chrome; light colour 4000 K; binning initial MacAdam ≤ 3 SDCM; CRI ≥ 90 ; min. 90% of luminous flux after 50000 operating hours; energy efficient LEDs with high CRI; UGR ≤ 19 ; VDU compatible workplace luminaire according to DIN EN 12464-1; luminance above $65^\circ \leq 1500$ cd/m²; degree of protection IP20; PC1 220-240V; internal wiring in light halogen free; incl. DALI-2 converter; light source replaceable by an authorized professional; control gear replaceable by an authorized professional;

220-240V

X-PERT

UGR ≤ 19

cd/m² ≤ 1500

CRI ≥ 90

X-PERT

General

Ceiling , Recessed

black , RAL9005 ¹

Reflector chrome

3260 lm/m

IP20

4880 lm

LED

4000 K

CRI ≥ 90

L90 / 50000 h

initial MacAdam ≤ 3 SDCM

R_g: 99 , R_f: 92 , R₍₁₋₁₅₎: 90

MR 0.81

MDER 0.74

Optical

Reflector

Symmetric

UGR < 19 , $\geq 65^\circ$ <1500 cd/m²

PstLM ≤ 1.0 ²

SVM ≤ 0.4 ²

Electrical

DALI-2

36 W

PC1 220-240V

136 lm/W

24 W/m

Physical

length 1519 mm

width 55 mm

height 60 mm

Cutout

length 1509 mm

width 45 mm

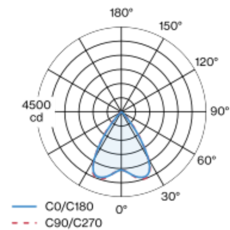
min. ceiling thickness 8 mm

max. ceiling thickness 25 mm

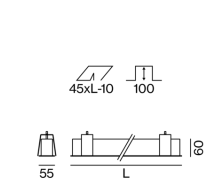
recessed depth 100 mm

¹ RAL code ² Value of containing product at full load (undimmed)

Light distribution



Product drawing



Installation instructions



Lighting calculator



FRAME 40 reflector

trim

042-7113138R



Project / Type

Notes

Count / Date

Maintenance Factors

Operating Time [h]	10 000	20 000	30 000	40 000	50 000
LLMF	0.98	0.96	0.94	0.92	0.9
LSF	1	1	1	1	1
MF	LMF × RSMF × LLMF × LSF		RSMF ^a	Room Surface Maintenance Factor	
MF	Maintenance Factor		LLMF	Lamp Lumens Maintenance Factor	
LMF ^a	Luminaire Maintenance Factor		LSF	Lamp Survival Faktor	

^a According to "CIE 97, Maintenance of indoor electric lighting systems", 2005, ISBN 3-900-734-34-8. The values must be determined by the planner.

Circuit Breaker Types

Automatic Circuit Breaker Type	Number of Fixtures
B10	36
B13	47
B16	58
C10	36
C13	78
C16	58

Mounting accessories

CONCRETE INSTALLATION HOUSING

TYPE	L·W·H (MM)	ARTICLE NUMBER(S)
1038 mm	1038-57-87	042-7195210
2038 mm	2038-57-87	042-7195410
3038 mm	3038-57-87	042-7195610

